



	OH2500	OP2500	OH3500	OP3500	
Hopper capacity	2,2+3,5	2,2+3,5	3+5	3+5	m ³
Brine tank capacity	1600	1600	2200	2200	l
Min/max. spreading width	2÷8 2÷12*	2÷8 2÷12*	2÷8 2÷12*	2÷8 2÷12*	m
Min/max. salt dispensing capacity	5÷40	5÷40	5÷40	5÷40	g/m ²
Min/max. grit dispensing capacity	20÷350	20÷350	20÷350	20÷350	g/m ²
Hopper lenght	2550	2550	3400	3400	mm

* spreading disc diameter 600mm



- Gileta LLC
Kaluga
- Gmeiner GmbH
Wernberg-Köbitz
- Bucher Municipal
Niederweningen
- Arvel Industries Sarl
Coudes
- Gileta SpA
Revello (CN)
- Gileta SpA
Gaggio Montano (BO)
- Maquiasfalt S.L.
Madrid


BMU.ONE_GE_rev01 - 09/2020 - The technical data and pictures are indicative and not binding



Spreader

Roller breaker

At the exit side of the chain or rubber belt feeding system, a hydraulically driven, transversal counter-rotating roller breaker with stainless steel blades is installed. With the Auger feeding system, the roller is offered as option (M10) and is longitudinally placed. The roller breaker enables a continuous material flow from the hopper to the spreading unit, breaking the salt lumps and thereby avoiding an uncontrolled drop.



Ecosat¹⁰

Latest generation microprocessor control-systems, with maximum flexibility in programming and visualisation of the different spreading parameters: width, asymmetry and dosage depending on the vehicle speed.

**Six different tools
in all-in-one control box**




Gileta SpA

Via A. De Gasperi, 1
I-12036 Revello (CN)
tel. +39 0175 258 800
fax. +39 0175 258 825
gileta@buchermunicipal.com

www.buchermunicipal.com

Bucher One

Feeding system



Metal belt

The feeding system is realized by metal belt an AISI 304 stainless steel with cross-bars. The chain is guided by toothed pinions that enable a constant traction, maintaining a correct translation synchrony, without skidding.

Rubber belt

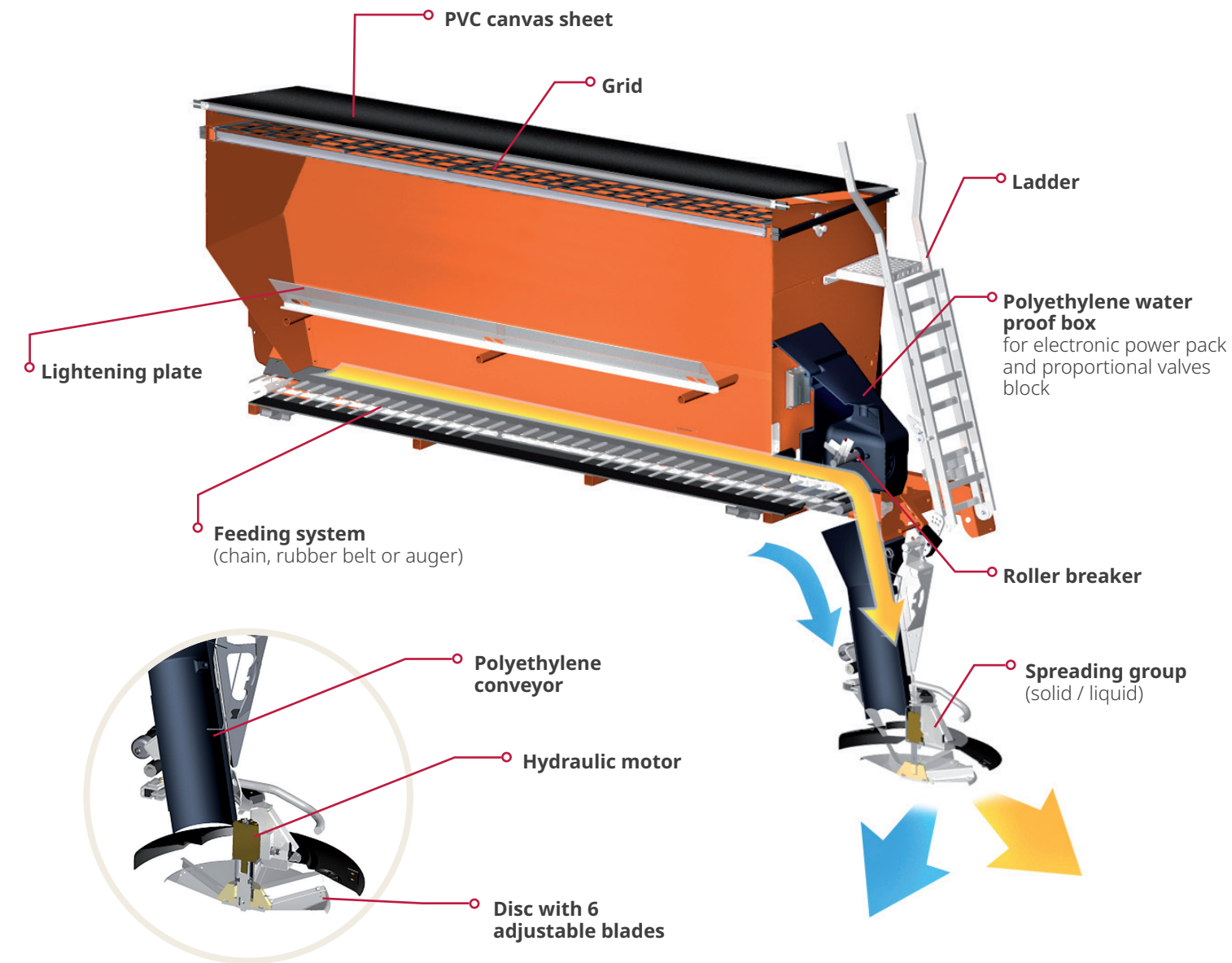
The feeding system is realized by a double layer natural rubber belt with polyester and nylon core. The traction roller that moves the rubber belt is crowned to avoid side deviations and tired to minimize skidding.



Spreading system

The chute is realized in polyethylene HD (high density) with circular shape permitting excellent sliding features at low temperatures. The spreading disc is equipped with 6 blades realized in AISI 304 stainless steel for corrosion protection. Blades are adjustable according to adapt the material distribution to its granulometry.

Working scheme



U1

Humidifier system

The humidifier system is equipped with a volumetric pump directly coupled to the hydraulic motor, maintenance free. The Nitrile rotor does not need internal washing (only at the end of the season). Tanks are realized with sturdy and light recyclable polyethylene. Solid/liquid ratio is regulated directly from the control box in the driver's cabin.

Unloading system

Unloading system P1

Unloading system with galvanized telescopic feet with crank. Higher front feet for easy loading on vehicles provided with side panels.

Unloading system P3


Automatic unloading system for tipper, with front rollers and feet fitting into the spreader. Unloading can be made automatically from the driver's cab.

Unloading system P4

Hook unloading system complete with slide, protection guard for the vehicle platform and adjustable height rear rollers.



Driving systems



Hydraulic

Driving through the vehicle hydraulic system, sized according to the European Standards EN15431.

Auxiliary engine

Driving through the two-cylinders Diesel (A/DW) liquid cooled.

Main options on request



C7

Salt missing sensor

Salt missing sensor with visualization on the driver's cabin display.



G1

Grid

Galvanized grid with 80x80 mm mesh.



T1/X

PVC canvas sheet

PVC canvas sheet manually opening from the ground with stainless steel structure.



M5

Ladder

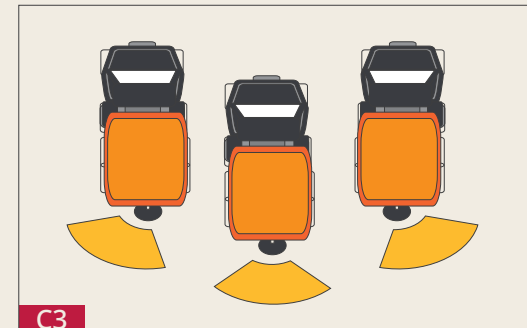
AISI 304 stainless steel ladder for easy accessibility positioned in the rear right part.

Asymmetry

Electric regulation of spreading asymmetry in 5 pre-settled positions.

<< | < | <> | > | >>

The regulation is controlled directly from the driver's cabin with possibility of manual regulation in emergency conditions.



C3