



## Spare Parts Catalogue

**ES351**  
Sweeper

**02637-1 - Revision B**

## Foreword

### Introduction

The chapters listed on the front sheet, cover the major areas of the machine. Some of the more popular options such as the Supawash hi-pressure water system, Channel Brush Rotatilt, Powaboom and Littasnatch wanderhoses are also covered in these chapters.

The BoM numbers, shown in brackets after the section title, are for Johnston internal reference only.

### Chassis Related Parts

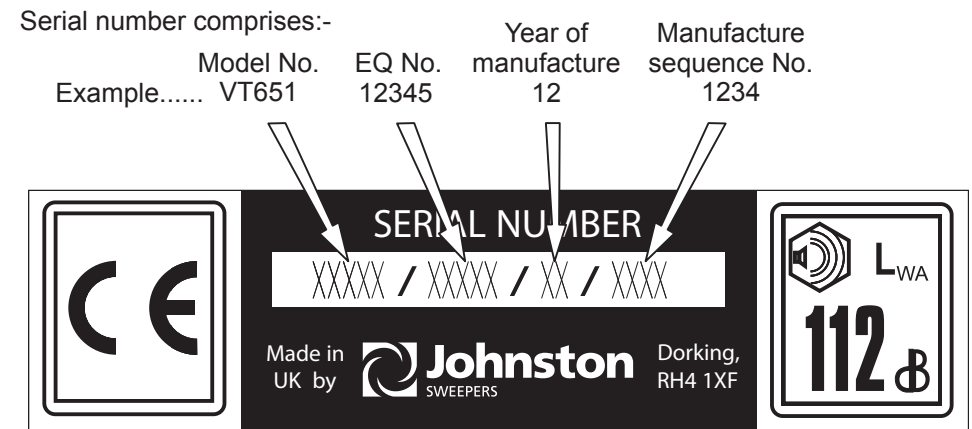
Some parts shown in the Parts Section are chassis related and can vary due to the differences between chassis manufacturers.

It is important that only GENUINE JOHNSTON SPARE PARTS are used when servicing and maintaining the sweeper. This is especially important for consumables, filters etc. as the use of non-genuine parts may cause premature failure and invalidation of warranty.

**For the latest parts information please refer to our on-line interactive catalogues which are available through our E-Shop ([www.shop.johnstonsweepers.com](http://www.shop.johnstonsweepers.com)).**

**To open an account, please follow the instructions on the Johnston Sweepers website: [www.johnstonsweepers.com](http://www.johnstonsweepers.com)**

When making enquiries or ordering spare parts the Johnston Serial number should be quoted. The number will be found stamped on a plate similar to that shown below, which can be found inside the rear locker.



M02MS-002

**Safety Notice**

The universal safety symbol is used throughout this manual to indicate information which is essential for the health and safety of all operating personnel.

**Abbreviations**

The following abbreviations are used in this Manual:

LH	= Left Hand.
RH	= Right Hand.
GB	= Gutter Broom
CW	= Clockwise.
CCW	- Counterclockwise.
NO	= Normally Open.
NC	= Normally Closed.
Item	0 = Whole assembly shown.

**Johnston®** is a registered trade mark of Johnston Sweepers Limited.

**Johnston Sweepers Limited**

Curtis Road, Dorking, Surrey RH4 1XF, UK

Tel: +44 (0)1306 884722 Fax: +44 (0)1306 884151

E-mail: [enquiries@johnstonsweepers.com](mailto:enquiries@johnstonsweepers.com) Web: [www.johnstonsweepers.com](http://www.johnstonsweepers.com)

## Table of Contents

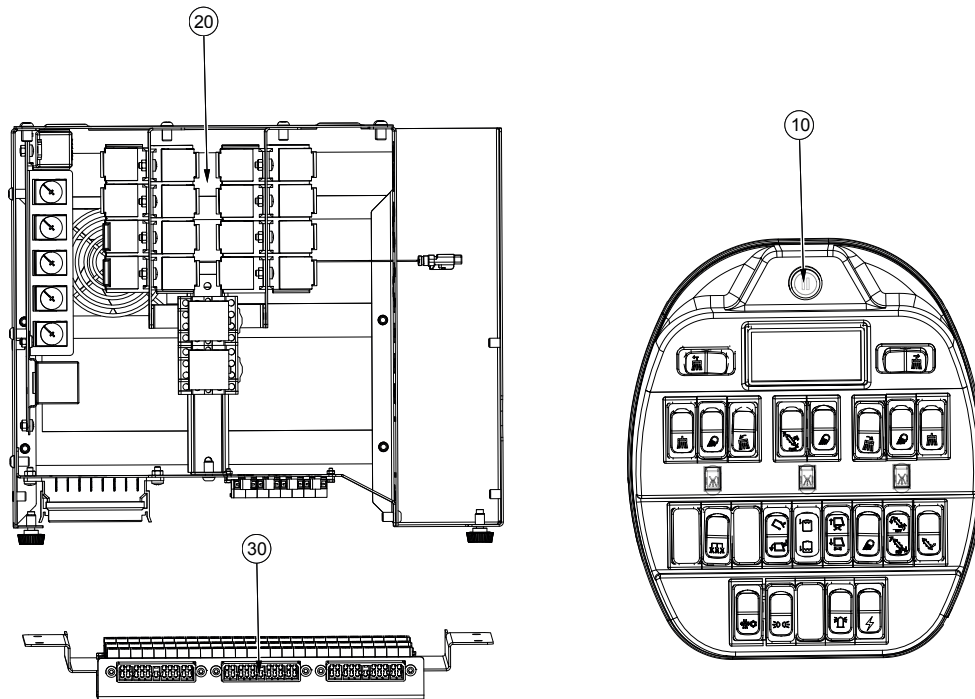
<b>1 Cab Controls and Machine Electrics.....</b>	<b>6</b>	5.1.1 Access Door.....	66
1.1 Centre Console.....	8	5.1.2 Gate Assembly.....	68
1.2 Relay Box.....	12	5.2 Scissor Lift.....	70
1.2.1 Relay Box Internal.....	14	5.3 Scissor Hydraulics.....	72
1.3 Diode Pack.....	16	5.3.1 Hopper Pressure Control Manifold.....	76
1.4 Circuit Diagrams.....	18	<b>6 Trim and Lights.....</b>	<b>78</b>
<b>2 Hydraulic Pump.....</b>	<b>20</b>	6.1 Side Panel.....	80
2.1 Hydraulic Pump.....	22	6.2 Rear Panel.....	84
2.2 Hydraulic Pump Install.....	24	6.3 Beacons.....	88
<b>3 Subframe.....</b>	<b>26</b>	6.4 Work Lights.....	90
3.1 Subframe.....	28	<b>7 Sweepgear.....</b>	<b>92</b>
3.2 Hydraulic Tank.....	30	7.1 Elevator.....	94
3.3 Oil Cooler Assembly.....	32	7.1.1 Elevator Dress Assembly Part 1.....	96
3.4 Systems Locker.....	34	7.1.1.1 Elevator Motor Assembly.....	98
3.4.1 Systems Wafer.....	38	7.1.1.2 Driven Shaft Assembly.....	100
3.4.1.1 Hopper Manifold.....	42	7.1.2 Elevator Dress Assembly Part 2.....	102
3.4.1.2 Rear Broom & Elevator Manifold.....	44	7.1.2.1 Idler Shaft Assembly.....	104
3.4.1.3 Gutter Broom Manifold.....	46	7.1.3 Elevator Flight Assembly.....	106
3.4.1.4 Pneumatic Valve Manifold.....	48	7.1.4 Elevator Assembly Part 1.....	108
<b>4 Water Systems.....</b>	<b>50</b>	7.1.5 Elevator Assembly Part 2.....	110
4.1 Water Tank.....	52	7.1.6 Curtain Elevator Top.....	112
4.2 Water Pump.....	56	7.1.7 Elevator Installation.....	114
4.3 Water Filler & Filter.....	58	7.1.8 Spraybar.....	116
4.4 Rear Compartment Floor.....	60	7.2 Gutter Broom.....	118
<b>5 Hopper and Scissor Lift.....</b>	<b>62</b>	7.2.1 Pivot Frame Assembly.....	120
5.1 Hopper Assembly.....	64	7.2.2 Brush Arm.....	122
		7.2.3 Brush Head.....	126
		7.2.4 Rotatilt.....	128
		7.3 Rear Broom.....	130

7.3.1	Rear Broom Common Parts.....	132
7.3.1.1	Mandrel Assembly.....	134
7.3.1.2	Rear Broom Skid Common Parts.....	136
7.3.1.3	Arm Assembly Rear Broom.....	140
7.3.2	Rear Broom Cover Part 1.....	142
7.3.3	Rear Broom Cover Part 2.....	144
7.3.4	Rear Brooms.....	146
7.3.5	Spraybar.....	148
7.3.6	Brush Balance Quadrant Assy.....	150
7.4	Side Drag Shoes.....	152
7.5	Side Drag Curtain.....	154

This page is intentionally left blank

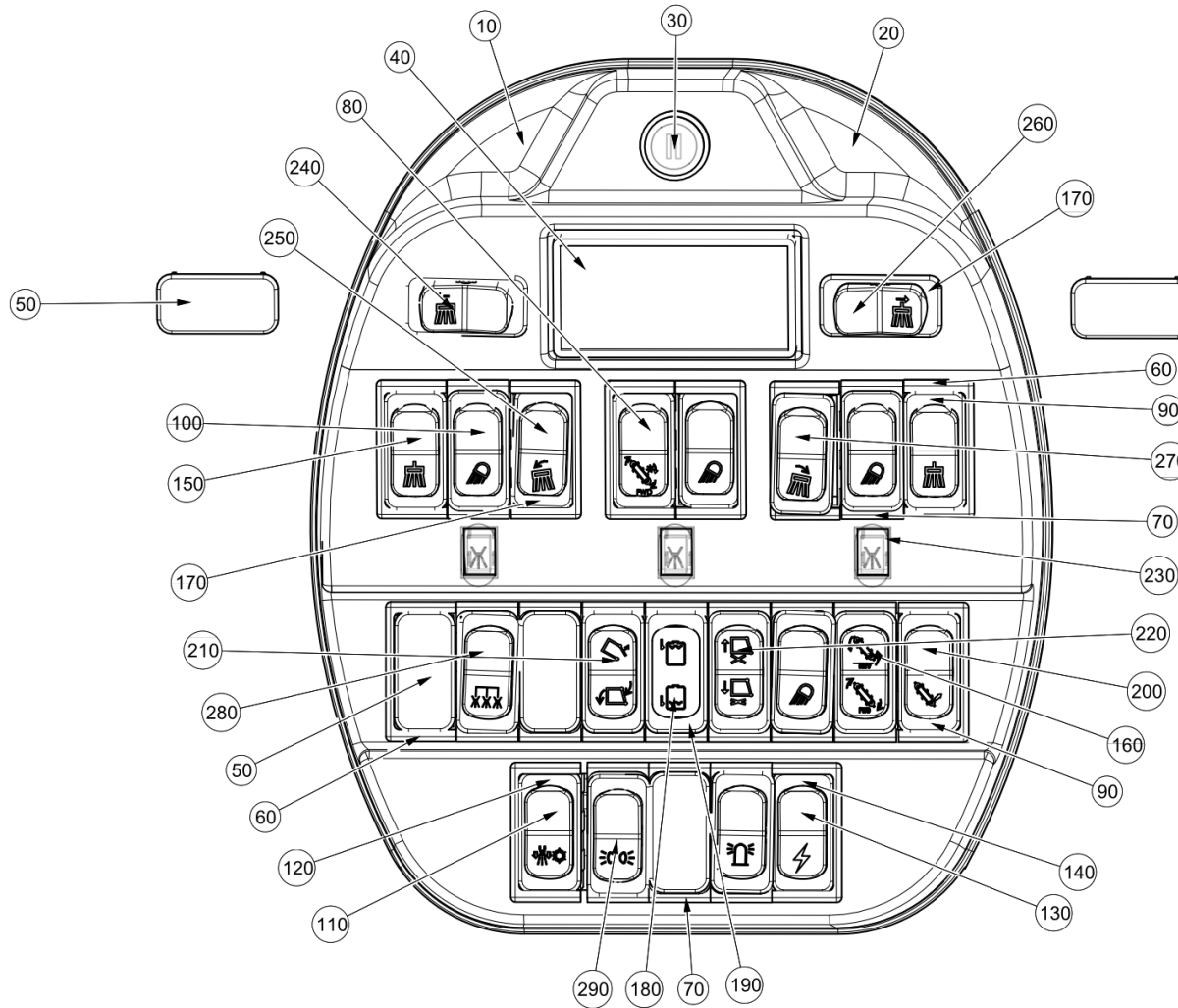
# Chapter 1 Cab Controls

## Table of Contents



Section	Page
1.1 Centre Console.....	8
1.2 Relay Box .....	12
1.3 Diode Pack .....	16
1.4 Circuit Diagrams.....	18

**Centre Console ( )**  
Cab Controls and Machine Electrics\Centre Console



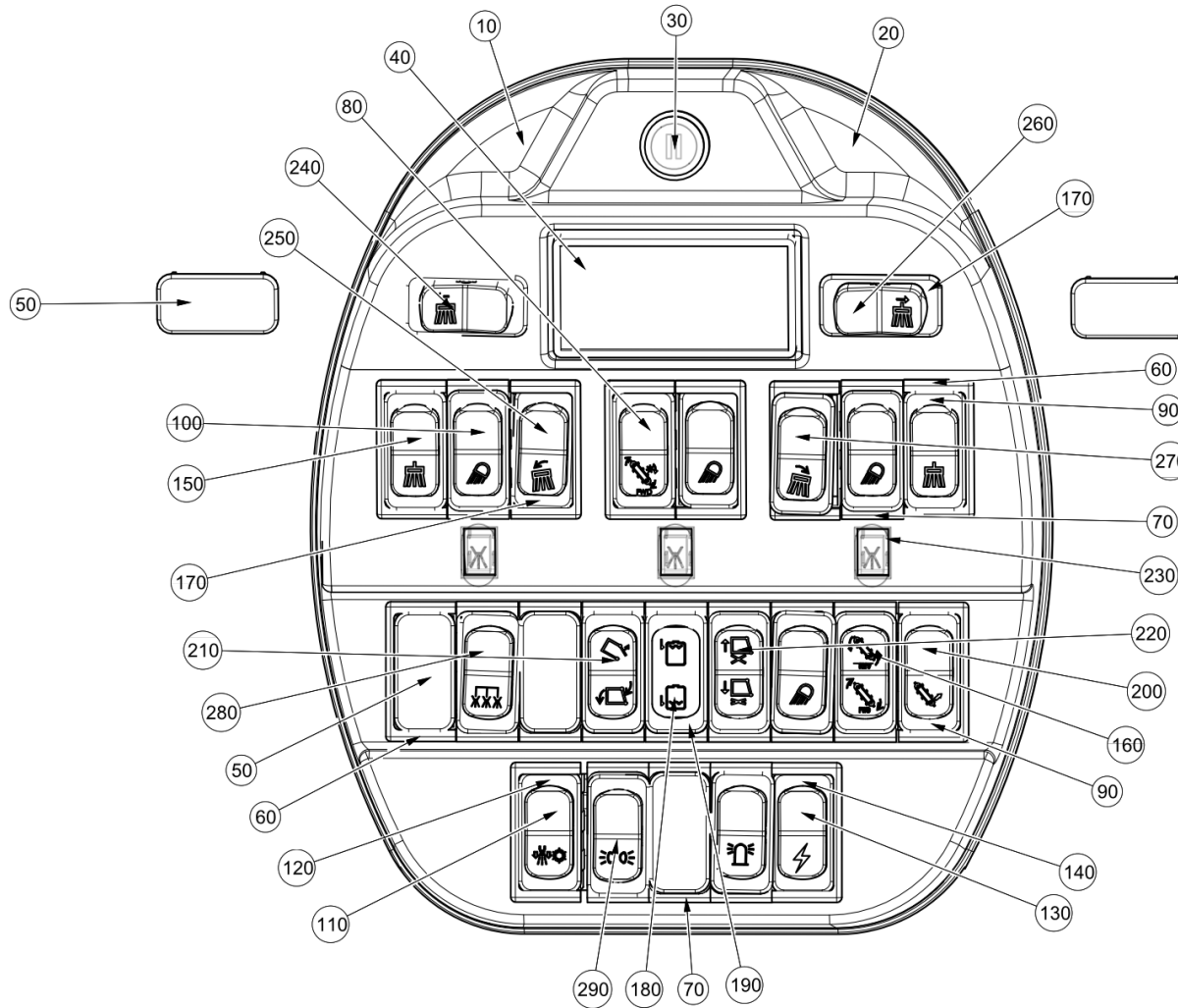


Centre Console ( )

Cab Controls and Machine Electrics\Centre Console

Item no.	Part no.	Description	QTY	Unit
10	282351-1	Base - Switch Box 95	1	PC
20	7032834	TMM Switch Box Top	1	PC
30	7033013	Ergo Switch Assembly 12V	1	PC
40	282237-4	Panel - Instrument IVE SP & JD	1	PC
50	735-60	Plug - Blanking	12	PC
60	735-70	Bezel - Mounting End Piece	10	PC
70	735-71	Bezel - Mounting Centre Piece	12	PC
80	735-701	Cover - Rocker - Elevator Engage	1	PC
90	735-26	Switch-2 Position, Detent 24v	6	PC
100	735-118	Cover - Rocker Worklights	2	PC
110	735-705	Cover - Rocker Pressure Drain	1	PC
120	735-23	Switch-2 Position, Spring 24V	1	PC
130	735-109	Cover - Rocker Master Switch	1	PC
140	735-28	Switch-3 Position, Spring 24v	1	PC
150	735-101	Cover - Rocker Channel Brush	2	PC
160	735-706	Cover - Rocker Elevator Reverse	1	PC
170	735-31	Switch-3 Position, Spring 24v	3	PC
180	735-606	Cover - Rocker Indicator Cap	1	PC
190	735-403	Base-Indicator 14v( Green Area)	1	PC
200	735-702	Cover - Rocker Elevator Raise	1	PC
210	735-703	Cover - Rocker Hopper Dump	1	PC
220	735-700	Cover - Rocker Hopper Raise	1	PC
230	43-100	Switch - Low Pressure Water 12v	3	PC
240	735-110	Cover - Rocker LH Variabrush	1	PC

**Centre Console ( )**  
Cab Controls and Machine Electrics\Centre Console

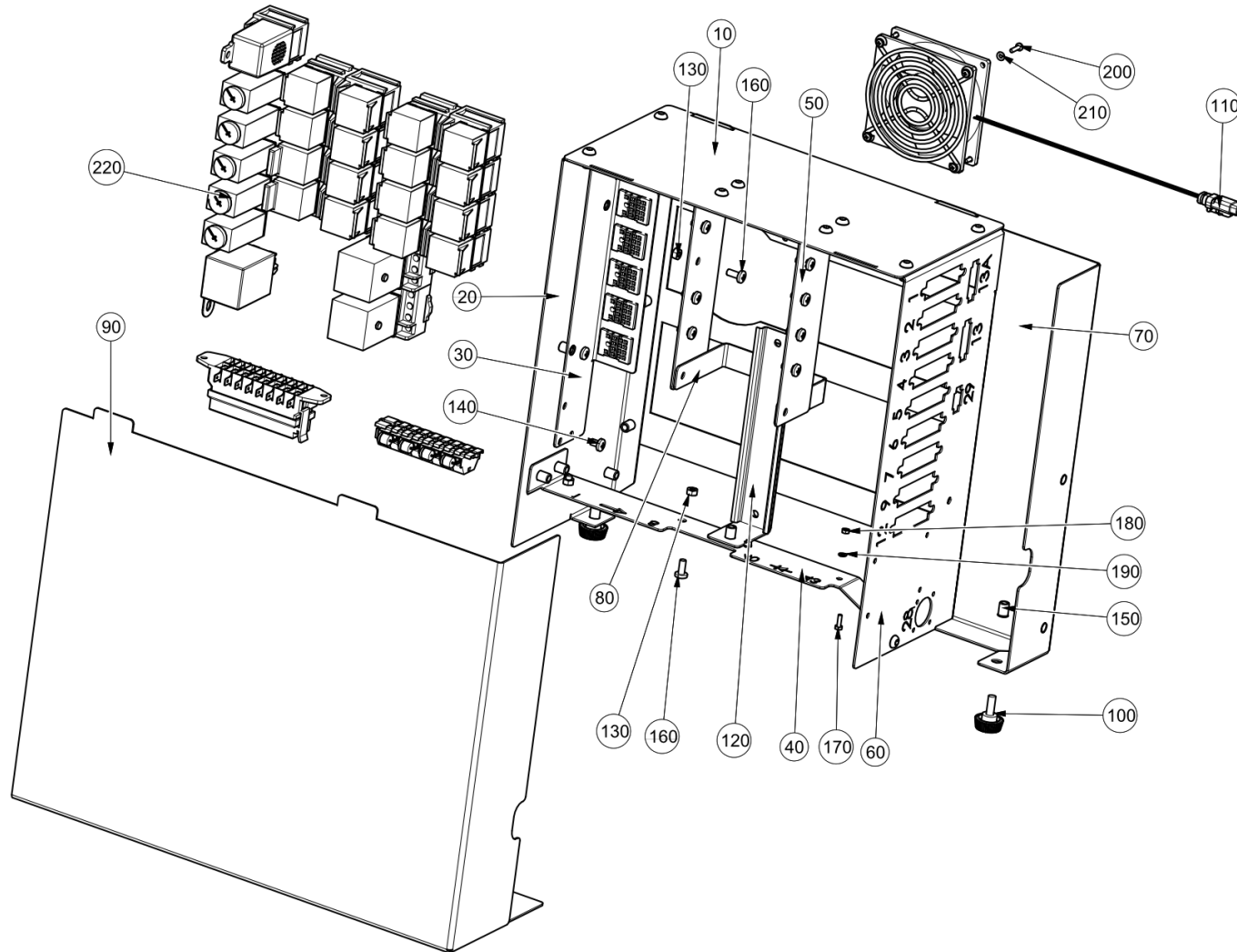


**Centre Console ( )**

Cab Controls and Machine Electrics\Centre Console

Item no.	Part no.	Description	QTY	Unit
250	735-104	Cover - Rocker LH Rotatilt	1	PC
260	735-111	Cover - Rocker RH Variabrush	1	PC
270	735-105	Cover - Rocker RH Rotatilt	1	PC
280	735-123	Cover - Rocker Spray Bar	1	PC
290	735-120	Cover - Rocker Warning Lights	1	PC
300	735-108	Cover - Beacons	1	PC
310	7036476	Switch Panel Assembly	1	PC

**Relay Box ( )**  
Cab Controls and Machine Electrics\Relay Box

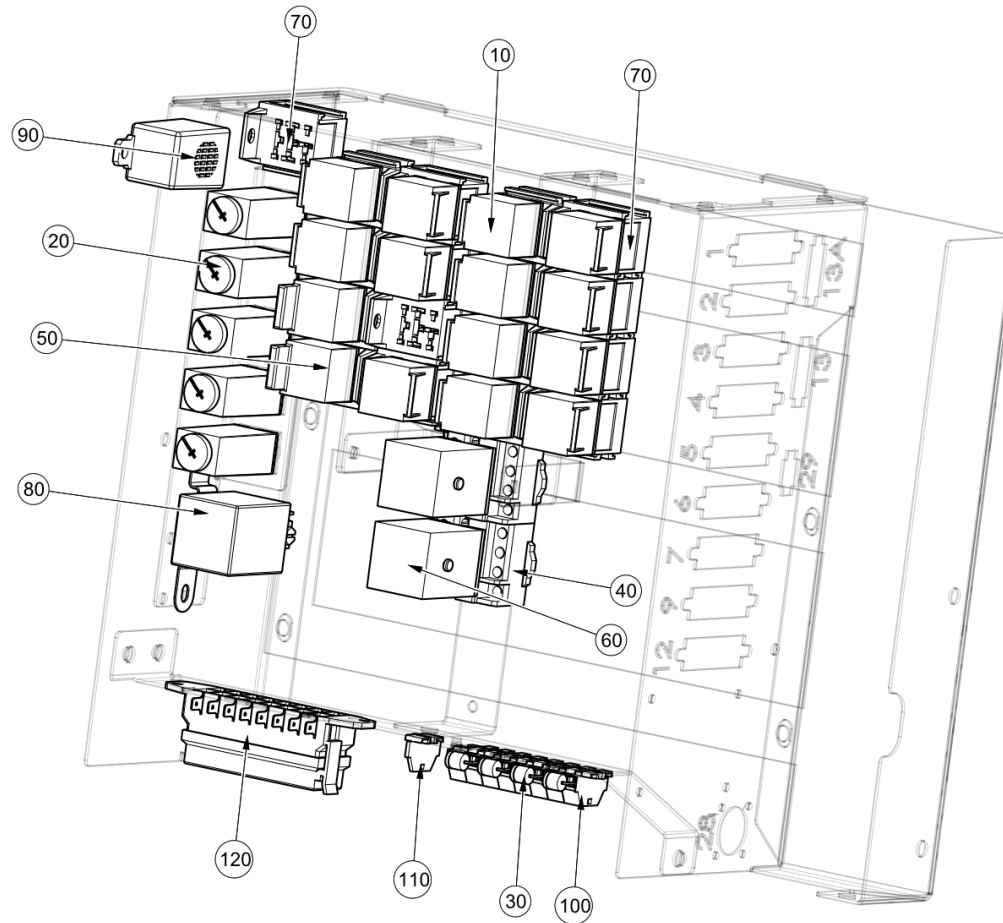


Relay Box ( )

Cab Controls and Machine Electrics\Relay Box

Item no.	Part no.	Description	QTY	Unit
10	7038858	Back Plate	1	PC
20	7038859	Sidewall - Control Box	1	PC
30	282117-1	Timer Relay Mount - Relay Box	1	PC
40	7038860	Fuse Box Bracket	1	PC
50	7038865	Relay Mount Plate	2	PC
60	7038855	Sidewall - Plug C/Box	1	PC
70	7038862	Back - Control Box	1	PC
80	7039098	Program Relay Mount	1	PC
90	7038864	Cover - Control Box	1	PC
100	23-12	Thumbscrew - M6x15	2	PC
110	7046575	Axial Fan assembly	1	PC
120	30-55	Rail - Din	1	PC
130	93056011-0	Hex Nut M5C-8	13	PC
140	134-55	Pan Head Screw - M5Cx8 - 4.8	3	PC
150	433-2	Rivet Nut - S.Cl. Nut M6c g0.5-3.0	24	PC
160	134-57	Pan Head Screw - M5Cx12 - 4.8	10	PC
170	92097155-0	Hex Head Screw - M3Cx10 - 8.8	2	PC
180	93056008-0	Hex Nut M3C-8	2	PC
190	93699704-0	Spring Washer - Plated M3	2	PC
200	134-13	Pan Head Screw - M3Cx12 - 4.8 - Pozidriv	4	PC
210	93212005-0	Plain Washer M3	4	PC

**Relay Box Internal ( )**  
Cab Controls and Machine Electrics\Relay Box\Relay Box Internal

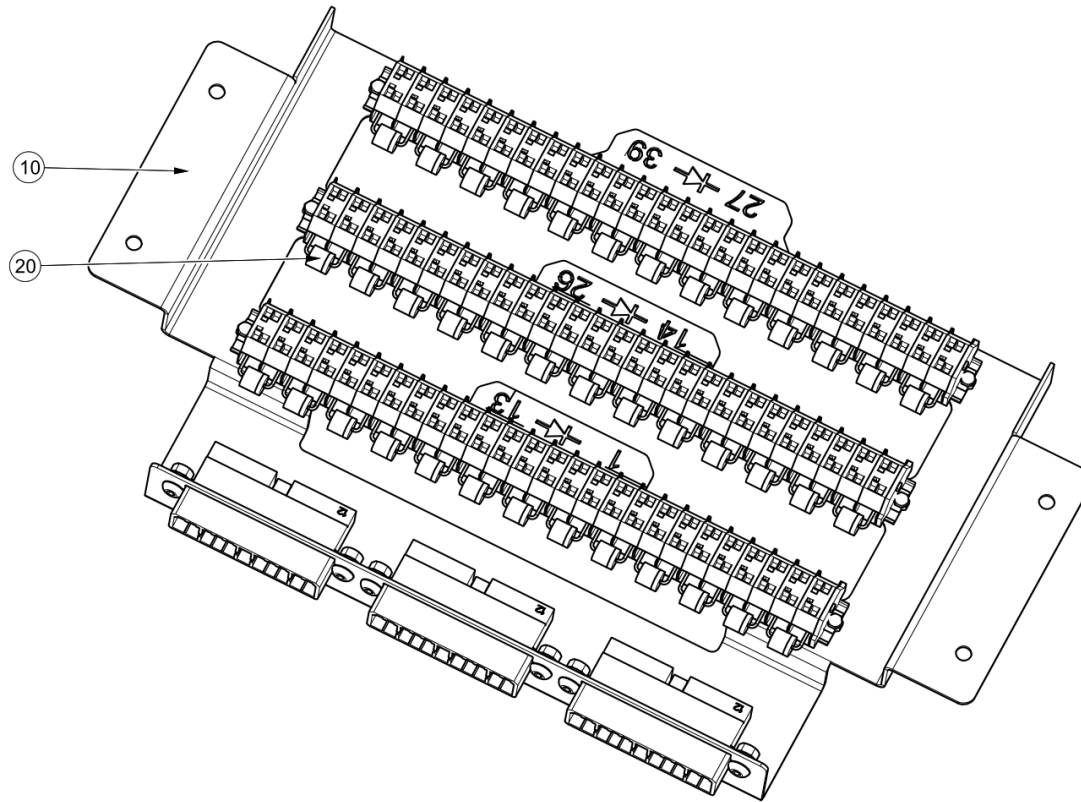


## Relay Box Internal ( )

Cab Controls and Machine Electrics\Relay Box\Relay Box Internal

Item no.	Part no.	Description	QTY	Unit
10	13193	Relay 12 Volt 30/40	14	PC
20	13981	Relay - Timer 12v	5	PC
30	13984	Diode Rectifier	4	PC
40	39353	Housing Terminal Socket 11 Pin	2	PC
50	30-17	Relay Fused 20 Amp 12V	2	PC
60	12904	Relay - 3 Pole, C/O 11 Pin 12v	2	PC
70	48-89	Base Relay	8	PC
80	48-35	Relay - Heavy Duty 60A@12v Cont.	1	PC
90	48-252	Relay - Warning 12v	1	PC
100	30-256	Block - 4 Way Terminal & Flange	8	PC
110	30-254	Plate - End With Fixing Flange	1	PC
120	30-151	Fuse Box (8 Way)	1	PC
130	7036551	Relay Box Harness	1	PC

**Diode Pack ( )**  
Cab Controls and Machine Electrics\Diode Pack



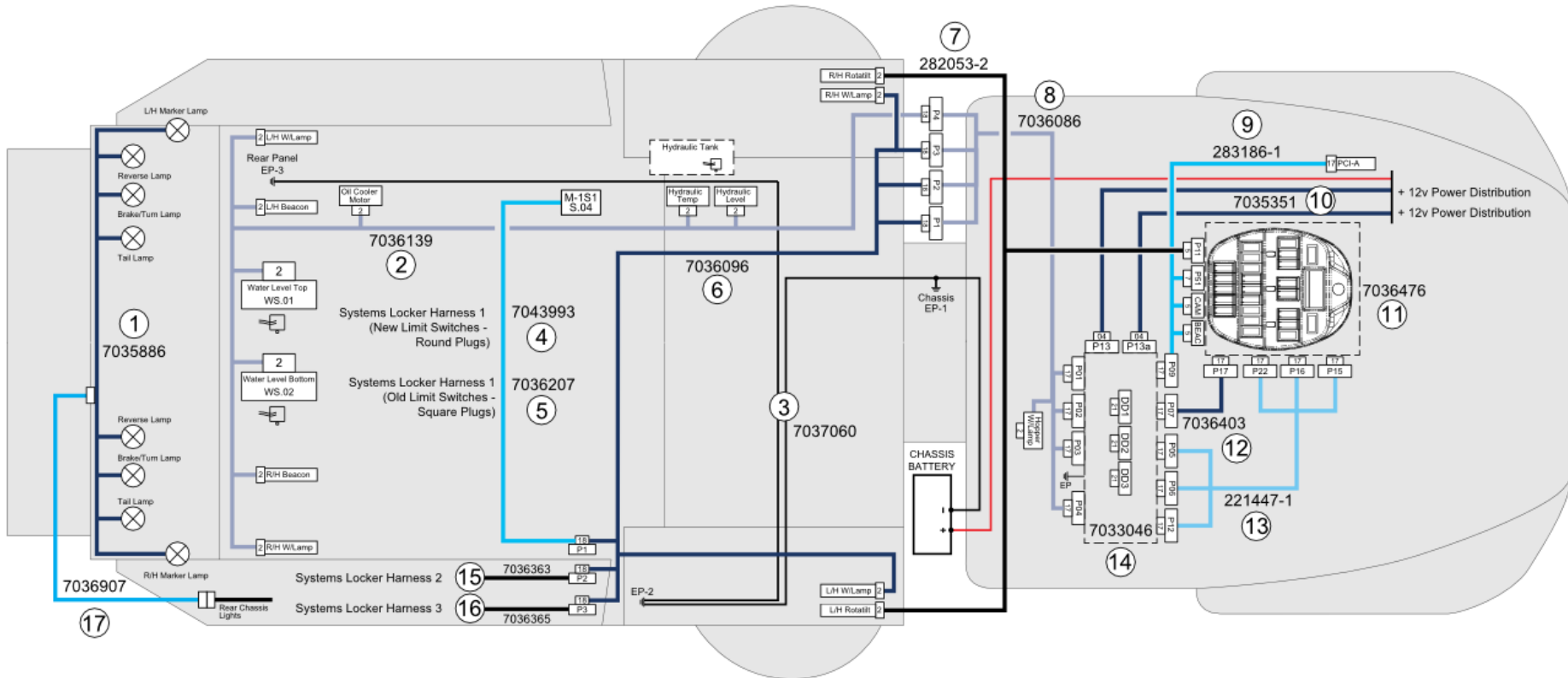


**Diode Pack ( )**

Cab Controls and Machine Electrics\Diode Pack

Item no.	Part no.	Description	QTY	Unit
10	7039266	Diode Pack Assembly	1	PC
20	13984	Diode Rectifier	39	PC

Circuit Diagrams ( )  
Cab Controls and Machine Electrics\Circuit Diagrams



**Circuit Diagrams ( )**  
Cab Controls and Machine Electrics\Circuit Diagrams

Item no.	Part no.	Description	QTY	Unit
1	7035886	Rear Light Harness	1	PC
2	7036139	Ancillaries Service Harness	1	PC
3	7037060	Main Earth Cable	2	PC
4	7043993	Systems Locker Harness 1	1	PC
Systems Locker Harness 1 (New Limit Switches - Round Plugs)				
5	7036207	Systems Locker Harness 1	1	PC
Systems Locker Harness 1 (Old Limit Switches - Square Plugs)				
6	7036096	Subframe Harness	1	PC
7	282053-2	Rotatilt Harness Dual	1	PC
8	7036086	Relay Box Interface Harness	1	PC
9	283186-1	Main Cab Harness	1	PC
10	7035351	Main Power Harness	2	PC
11	7036476	Switch Panel Assembly	1	PC
12	7036403	Interlink Harness Dual	1	PC
13	221447-1	Interlink Harness Single	1	PC
14	7033046	TMM Relay Box Assembly	1	PC
15	7036363	Systems Locker Harness 2	1	PC
16	7036365	Systems Locker Harness 3	1	PC
17	7036907	Rear Light Interface Harness	1	PC

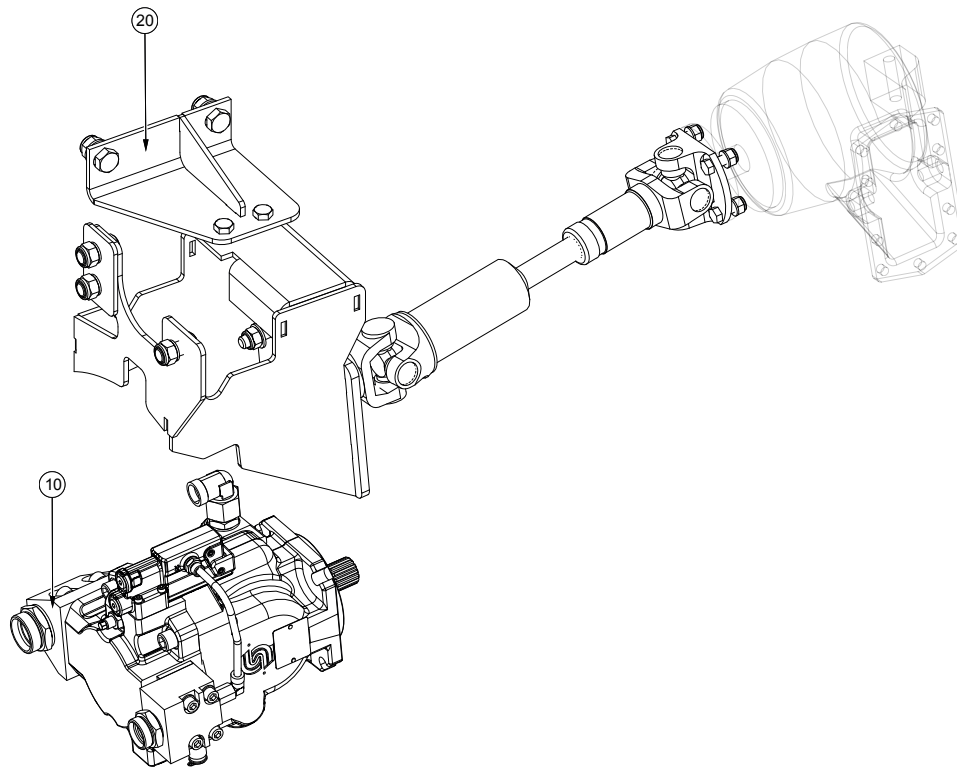
This page is intentionally left blank

# Chapter 2

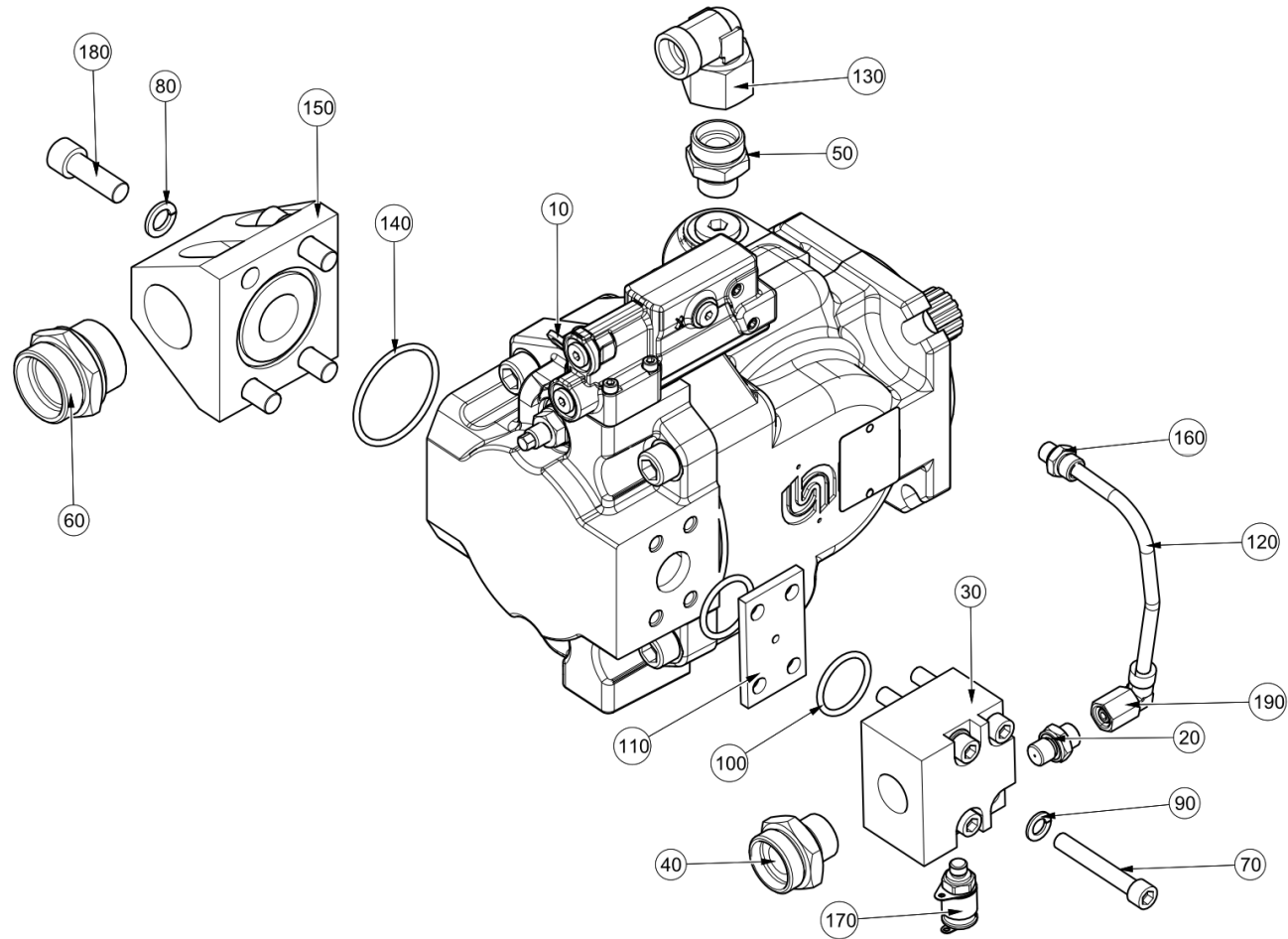
## Hydraulic Pump

### Table of Contents

Section	Page
2.1 Hydraulic Pump .....	22
2.2 Hydraulic Pump Install.....	24



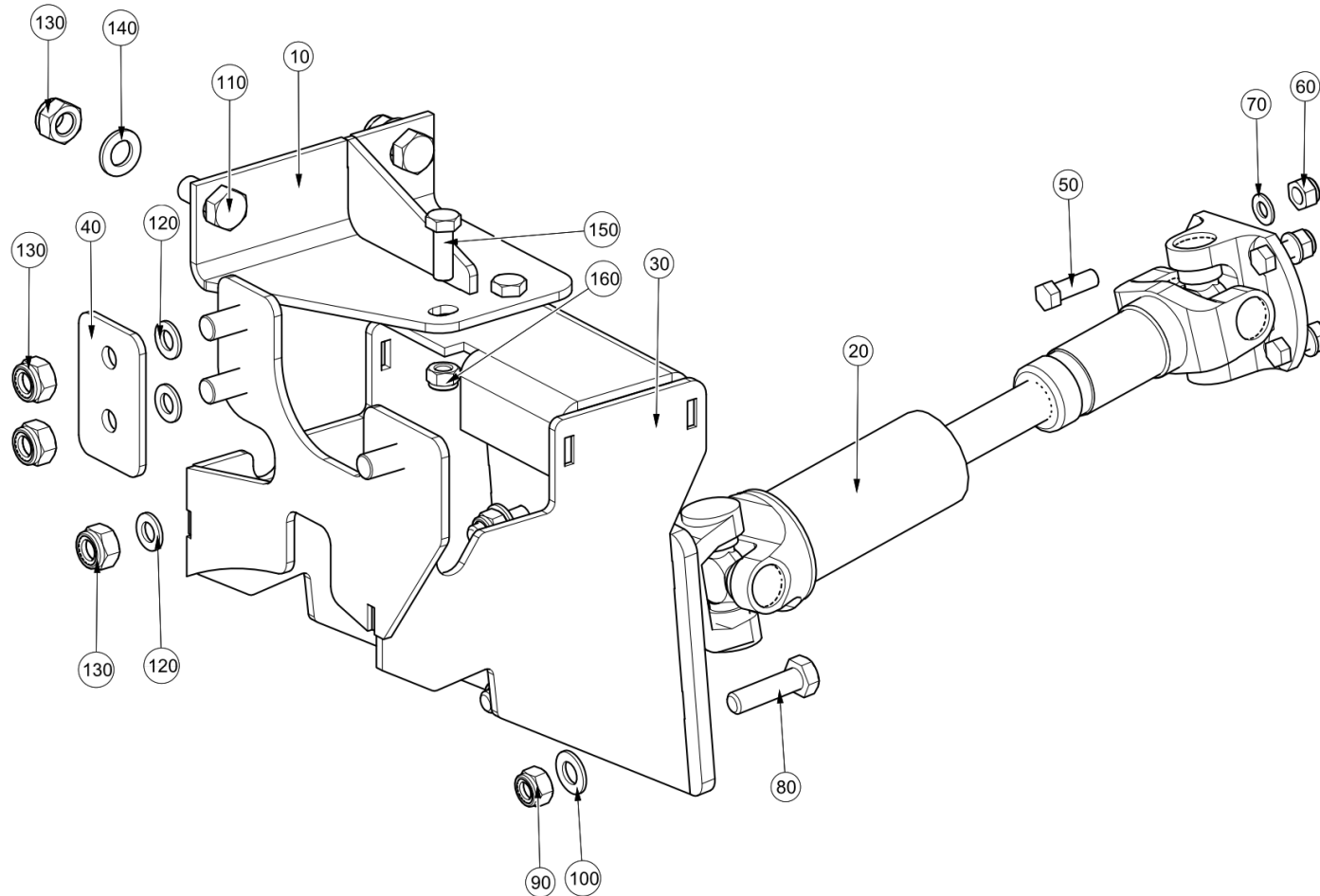
**Hydraulic Pump ( )**  
Hydraulic Pump\Hydraulic Pump



Hydraulic Pump ( )  
Hydraulic Pump\Hydraulic Pump

Item no.	Part no.	Description	QTY	Unit
10	7030969	Hydraulic Piston Pump 90cc	1	PC
20	15062230-0	Adaptor - G 1/4 x M14x1.5	1	PC
30	7033080	Hyd Pump Control Block	1	PC
40	6601-1346	Stud Coupling Male G 3/4" x M36 x 2.0	1	PC
50	09570162-0	Stud Coupling Male 7/8" UNF x M30x2.00	1	PC
60	09570133-0	Stud Coupling Male G 1 1/4" x M45 x 2.0	1	PC
70	151-77	Capscrew Skt Hd UNC 3/8x2 1/2	4	PC
80	450-31	Spring Washer Ø1/2"	4	PC
90	450-29	Spring Washer Ø3/8"	4	PC
100	09535884-0	O-Ring, BS 219 (1.296" ID x 0.139")	2	PC
110	7038803	Restrictor Plate	1	PC
120	7034946	Pipe - Hydraulic-Pump	1	PC
130	09571074-0	Adjustable Male Elbow - M30 x 2.0	1	PC
140	09504434-0	O-Ring, BS 228 (2.234" ID x 0.139")	1	PC
150	802853-1	Adaptor - 1 1/4" x 1 1/4" BSP	1	PC
160	09570151-0	Stud Coupling Male 7/16" UNF x M14x1.50	1	PC
170	665-6	Test Coupling SMK20 - G1/8	1	PC
180	151-115	Capscrew Skt Hd UNC 1/2x1 1/2	4	PC
190	303-1	Adjustable Male Elbow - M14 x 1.5	1	PC

**Hydraulic Pump Install ( )**  
Hydraulic Pump\Hydraulic Pump Install





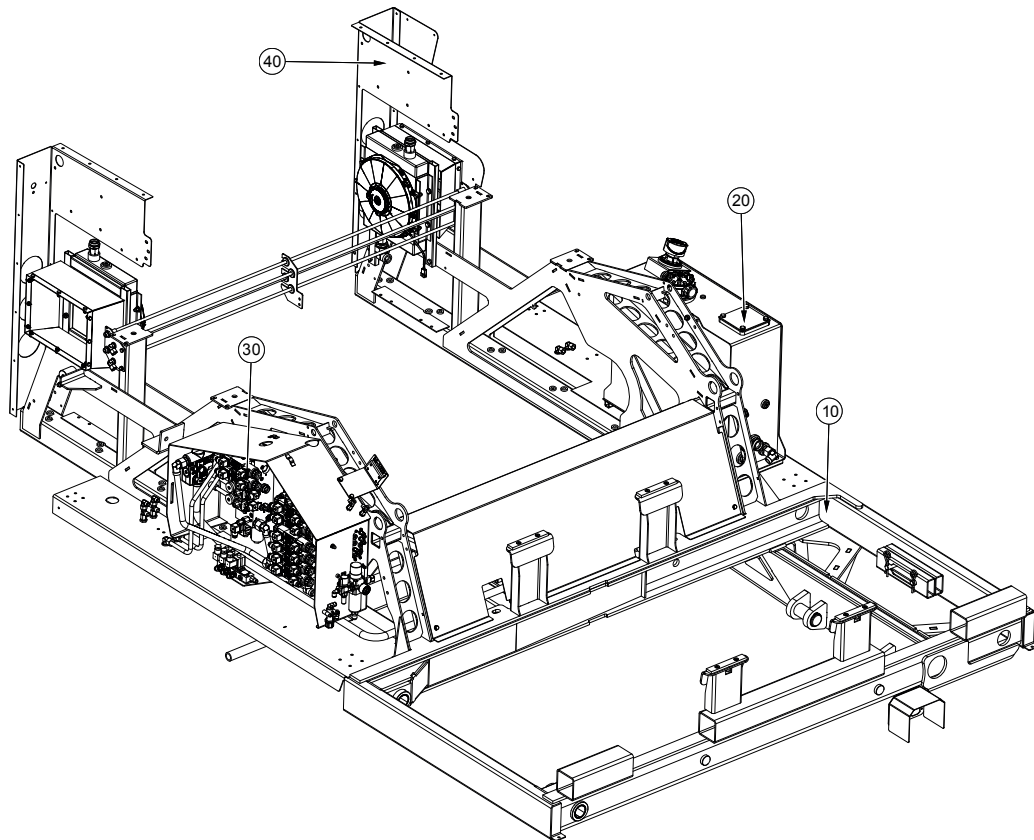
**Hydraulic Pump Install ( )**  
Hydraulic Pump\Hydraulic Pump Install

Item no.	Part no.	Description	QTY	Unit
10	7032125	Bracket Pump Support	1	PC
20	7033157	TMM Drive Shaft	1	PC
30	7032121	Pump Mount Welded Assembly	1	PC
40	7032258	Spacer, Pump, 5mm	1	PC
50	101-77	Setscrew UNF 7/16 x 1"1/4	4	PC
60	405-6	Nut Nyloc Hex 7/16" UNF	4	PC
70	93212012-0	Plain Washer - M10	4	PC
80	6107-2002	Hex Head Screw - M14Cx50 - 10.9	4	PC
90	404-17	Hex Nyloc Nut - M14c x Grade 10	4	PC
100	93212015-0	Plain Washer M14	4	PC
110	126-269	Hex Head Screw - M16Cx35 - 10.9	5	PC
120	93212013-0	Plain Washer M12	5	PC
130	404-18	Hex Nyloc Nut - M16c x Grade 10	5	PC
140	93210523-0	Plain Washer - M16	2	PC
150	92096450-0	Hex Head Screw - M12Cx35 - 10.9	2	PC
160	404-16	Hex Nyloc Nut - M12c x Grade 10	2	PC

This page is intentionally left blank

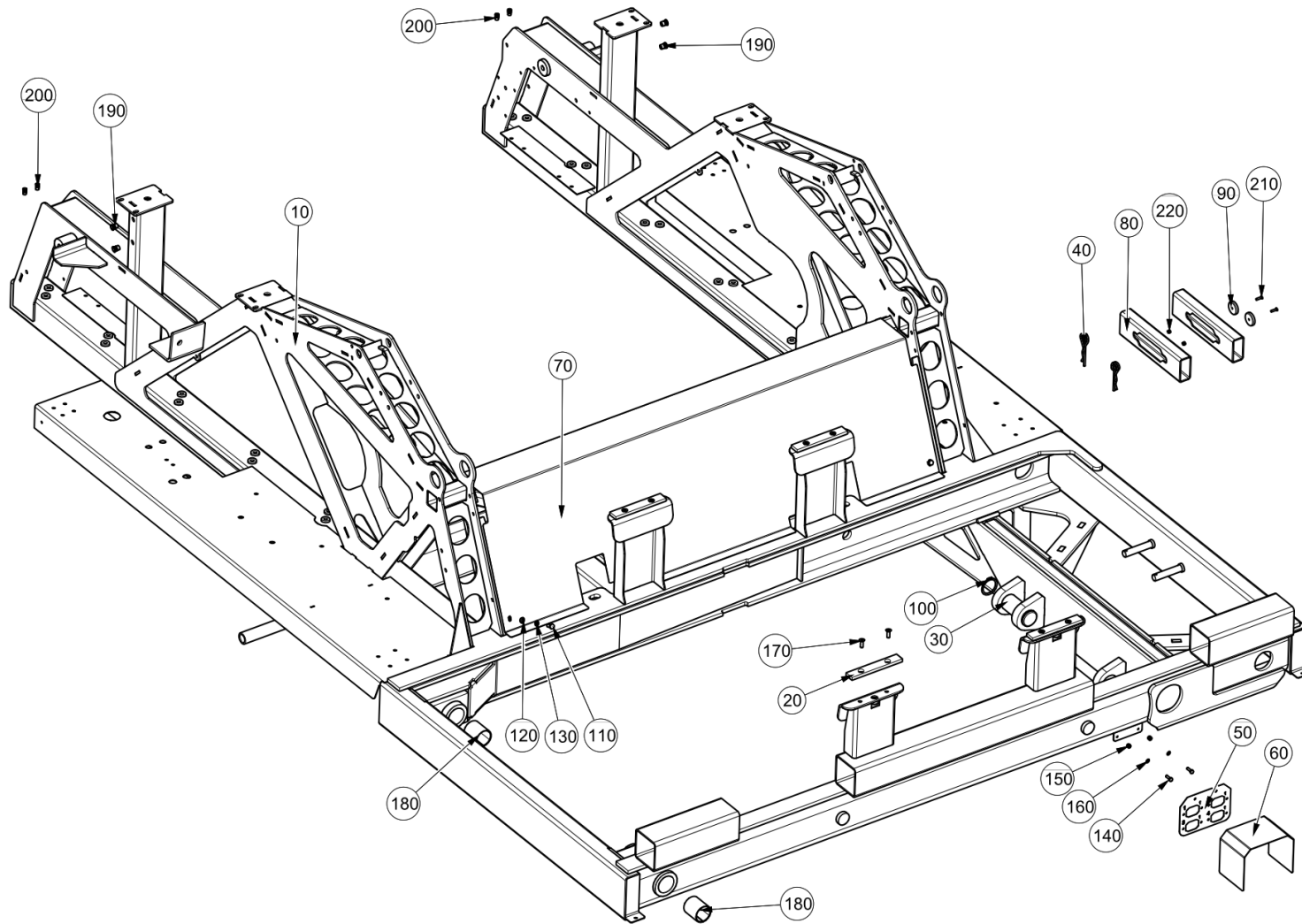
# Chapter 3 Subframe

## Table of Contents



Section	Page
3.1 Subframe.....	28
3.2 Hydraulic Tank.....	30
3.3 Oil Cooler Assembly.....	32
3.4 Systems Locker.....	34

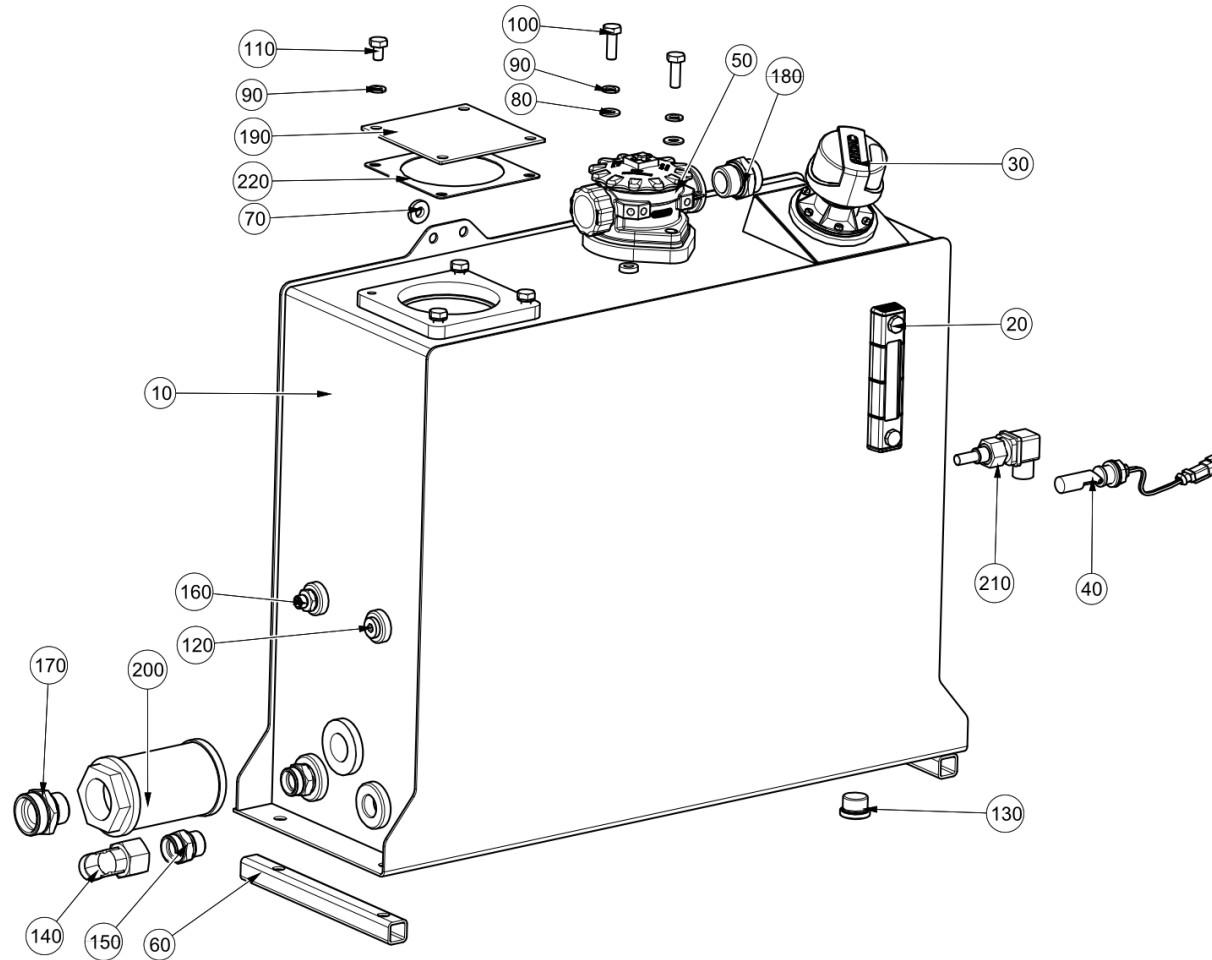
Subframe ( )  
Subframe\Subframe



Subframe ( )  
Subframe\Subframe

Item no.	Part no.	Description	QTY	Unit
10	7026244	Subframe Welded Assembly	1	PC
20	7026586	Spacer Hopper	4	PC
30	7028347	Subframe Lift Pin	2	PC
40	09530010-0	Spring Cotter 5/26/110	2	PC
50	7034804	Deutsch Plug Mount Plate	1	PC
60	7038786	Harness Cover W/Assy	1	PC
70	7039067	Subframe Debris Cover	1	PC
80	7035751	Body Prop Box	2	PC
90	211-37	Magnet - Pot Type, 40mm OD	4	PC
100	09500050-0	Circlips - External DIN 471 50x2	4	PC
110	92097374-0	Hex Head Screw - M8Cx20 - 8.8	2	PC
120	93212011-0	Plain Washer - M8	2	PC
130	93699710-0	Spring Washer - Plated M8	2	PC
140	92097301-0	Hex Head Screw - M6Cx20 - 8.8	2	PC
150	93085004-0	Nyloc Hex Nut M6C - 8	2	PC
160	93212009-0	Plain Washer - M6	2	PC
170	92153065-0	Hex Socket CSK Screw M8Cx25 10.9	8	PC
180	18-34	Bearing - Dry Metric 50mm I/D x 60Lg	4	PC
190	433-120	Insert - M8, 3.8 to 7.9	4	PC
200	433-105	Insert, Small Hd, M6, 4.2-6.6, Open, MS	4	PC
210	92327069-0	CSK Flat HD Slotted Screw-M5Cx20-4.8	4	PC
220	93085003-0	Nyloc Hex Nut M5C - 8	4	PC

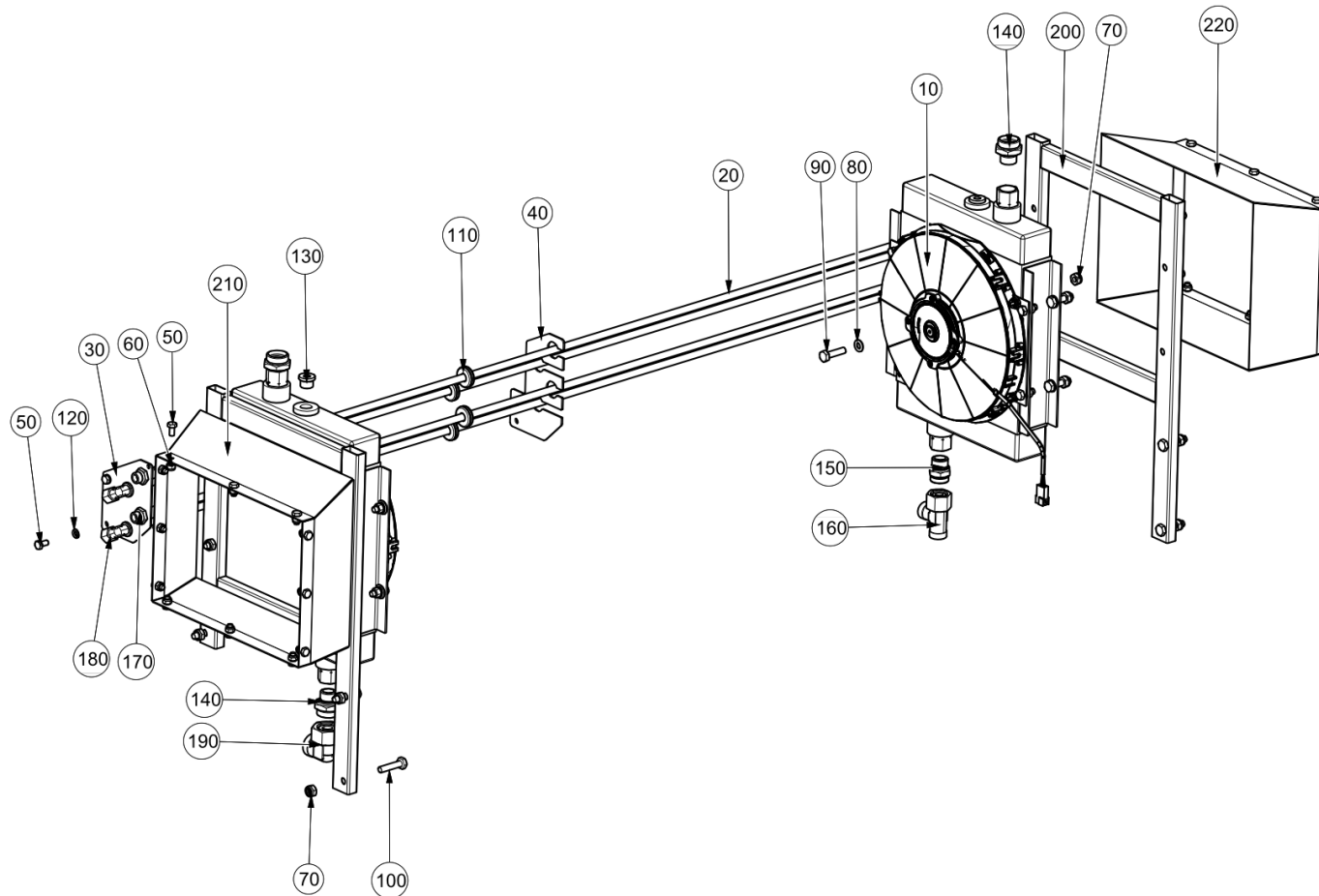
**Hydraulic Tank ( )**  
Subframe\Hydraulic Tank



Hydraulic Tank ( )  
Subframe\Hydraulic Tank

Item no.	Part no.	Description	QTY	Unit
10	7028049	Hydraulic Tank Weld Assembly	1	PC
20	7046871	Hydraulic Level Gauge	1	PC
30	09552142-0	Vent Filter and Filler	1	PC
40	48-328	Switch - Float and Deutsch Connector	1	PC
50	7041150	Return Filter Hydraulic w/Indicator	1	PC
51	7015033	Filter Cartridge	1	PC
52	7014824	Blockage Sensor Hydraulic oil filter	1	PC
60	7032300	Spacer	2	PC
70	7032302	Spacer	1	PC
80	455-11	Washer Plain Plated Steel M10	2	PC
90	93699711-0	Spring Washer - Plated M10	6	PC
100	92097414-0	Hex Head Screw - M10Cx30 - 8.8	2	PC
110	92097408-0	Hex Head Screw - M10Cx16 - 8.8	4	PC
120	09572134-0	Sealing Plug VS-R 3/8 WD	1	PC
130	09572136-0	Sealing Plug VS-R 3/4 WD	1	PC
140	09571074-0	Adjustable Male Elbow - M30 x 2.0	1	PC
150	6601-1342	Stud Coupling Male G 3/4" x M30 x 2.0	2	PC
160	09570102-0	Stud Coupling Male G 3/8" x M14 x 1.5	1	PC
170	6601-1351	Stud Coupling Male G 1" x M45 x 2.0	1	PC
180	6601-1349	Stud Coupling Male G 1" x M36 x 2.0	1	PC
190	7038278	Cover	1	PC
200	15411	Filter - Hydraulic Suction	1	PC
210	48-381	Temperature Switch 3/8" BSP	1	PC
220	281965-1	Gasket - Hydraulic Tank	1	PC

**Oil Cooler Assembly ( )**  
Subframe\Oil Cooler Assembly

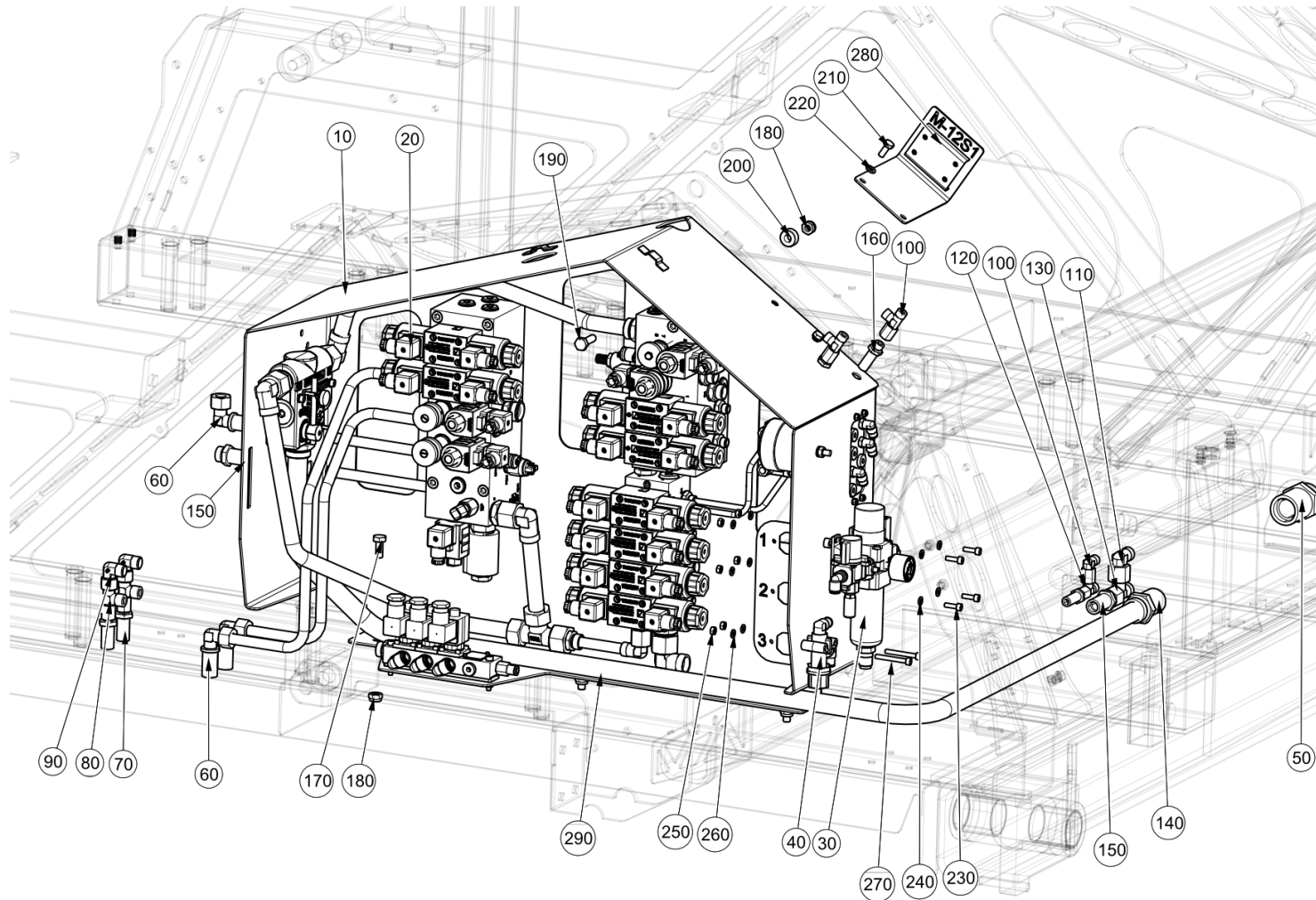




**Oil Cooler Assembly ( )**  
Subframe\Oil Cooler Assembly

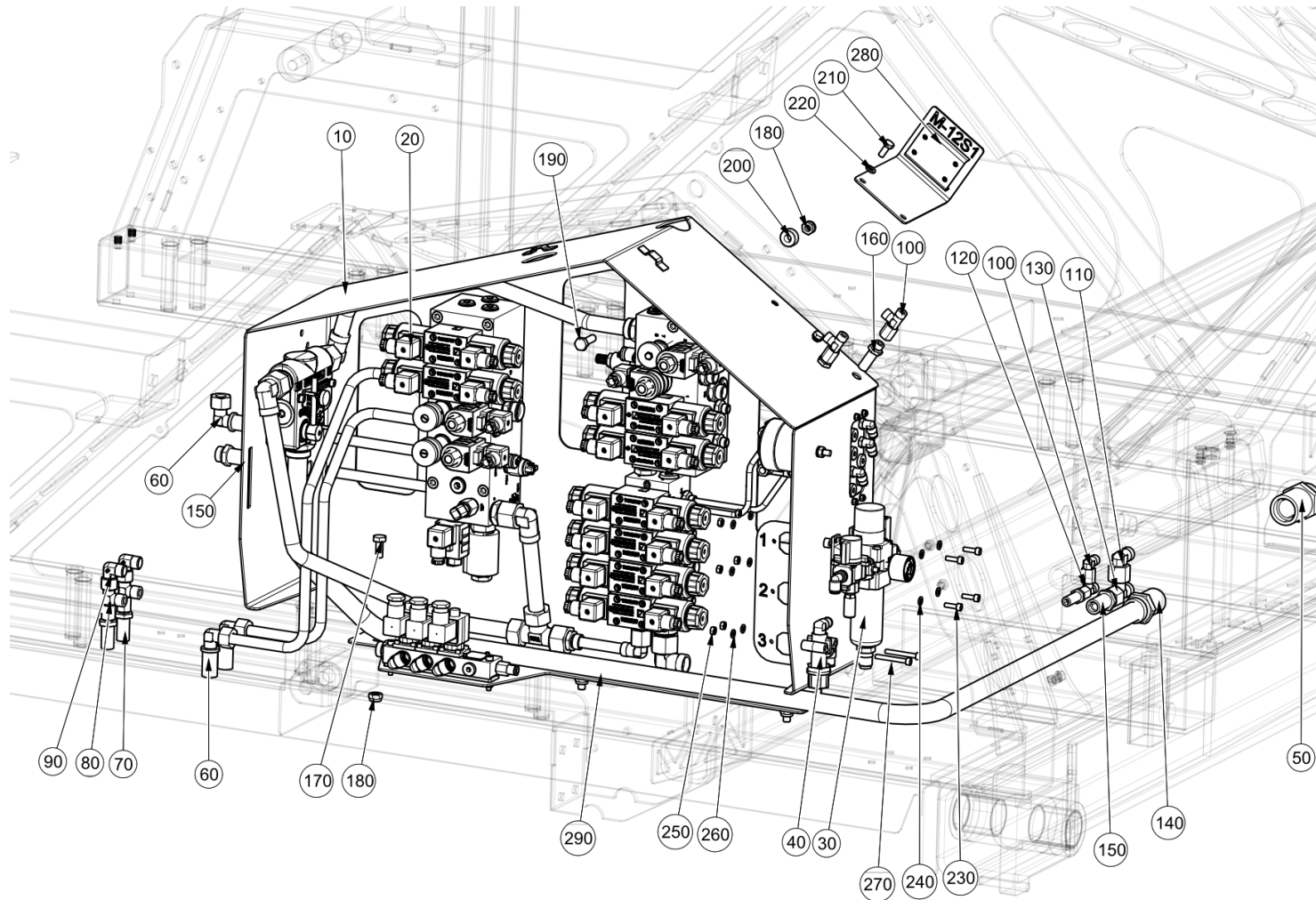
Item no.	Part no.	Description	QTY	Unit
10	7030980	Oil Cooler 12V	2	PC
20	7033835	Pipe - Hydraulic	4	PC
30	7033248	Plate - Hydraulic Pipes	2	PC
40	7034995	Support Bracket	1	PC
50	92097372-0	Hex Head Screw - M8Cx16 - 8.8	28	PC
60	93085005-0	Nyloc Hex Nut M8C - 8	24	PC
70	93085006-0	Nyloc Hex Nut M10C - 8	14	PC
80	93212012-0	Plain Washer - M10	8	PC
90	92097416-0	Hex Head Screw - M10Cx40 - 8.8	8	PC
100	92097417-0	Hex Head Screw - M10CX45 - 8.8	6	PC
110	287-79	Grommet - Ø 28.6 O/D, 14.3 I/D 3.2 Thick	4	PC
120	93699710-0	Spring Washer - Plated M8	4	PC
130	09572135-0	Sealing Plug VS-R 1/2 WD	2	PC
140	6601-1346	Stud Coupling Male G 3/4" x M36 x 2.0	3	PC
150	6601-1342	Stud Coupling Male G 3/4" x M30 x 2.0	1	PC
160	09571102-0	Adjustable Male Tee - M30 x 2	1	PC
170	302-2	Straight Bulkhead Connector M18 x 1.5	4	PC
180	09570472-0	Bulkhead Elbow Connector - M18 x 1.5	4	PC
190	6613-0508	Adjustable Male Elbow - M36 x 2.0	1	PC
200	7037323	Oil Cooler Frame Welded Assembly	2	PC
210	7037432	Funnel Welded Assembly	1	PC
220	7038761	Funnel W/Assy	1	PC

**Systems Locker ( )**  
Subframe\Systems Locker



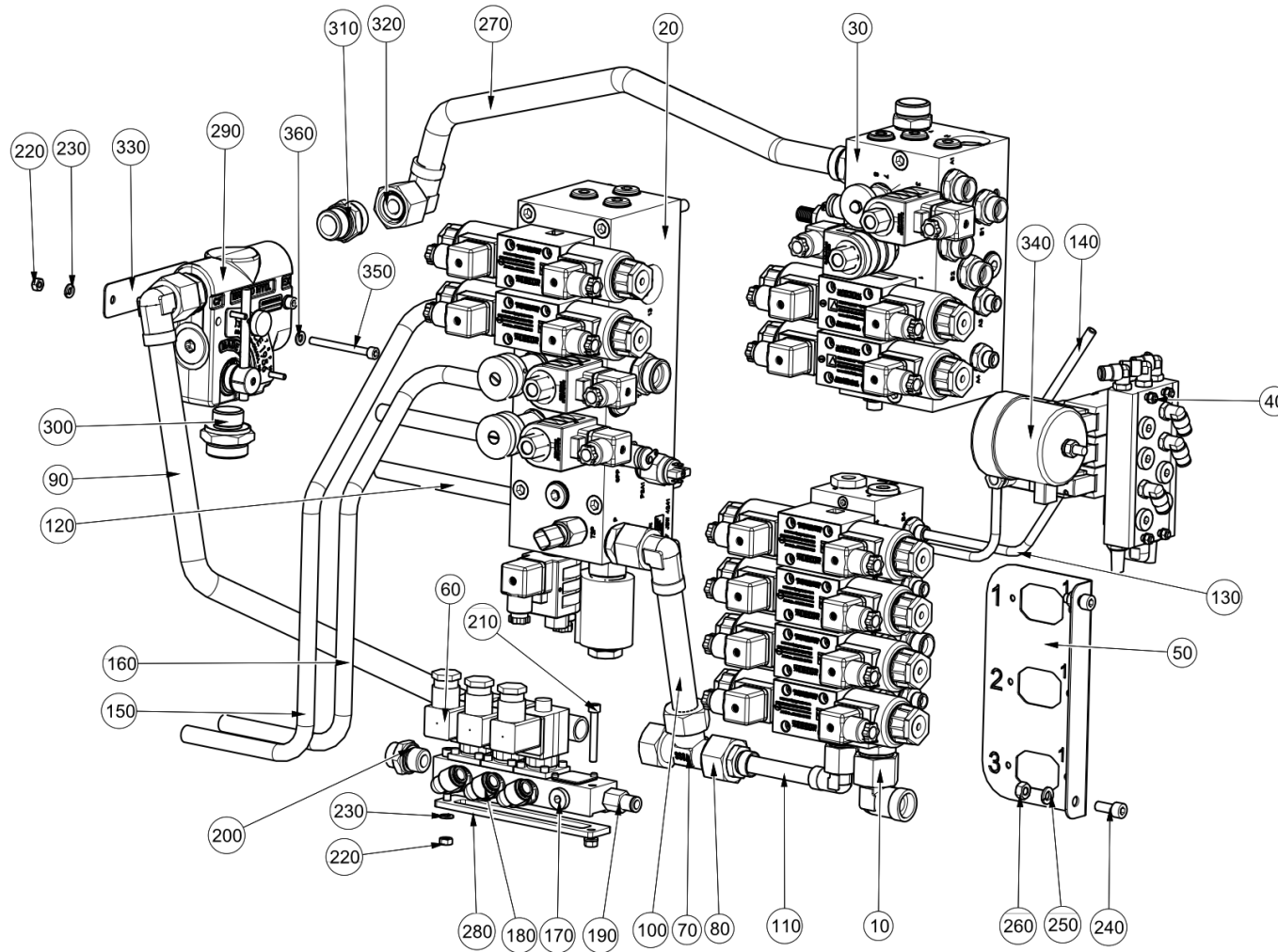
Item no.	Part no.	Description	QTY	Unit
10	7029853	System Locker - Welded Assembly	1	PC
30	7033564	Air Set Assembly	1	PC
40	7035128	Safety Valve Assembly	1	PC
50	6621-0059	Straight Bulkhead Connector M45 x 2.0	1	PC
60	09570487-0	Bulkhead Elbow Connector - M22 x 1.5	2	PC
70	302-2	Straight Bulkhead Connector M18 x 1.5	2	PC
80	6615-2319	Adjustable Male Tee - M18 x 1.5	2	PC
90	6613-0504	Adjustable Male Elbow - M18 x 1.5	2	PC
100	303-1	Adjustable Male Elbow - M14 x 1.5	3	PC
110	6613-0505	Adjustable Male Elbow - M22 x 1.5	1	PC
120	308-1	Adjustable Male Tee - M14 x 1.5	1	PC
130	6615-2320	Adjustable Male Tee - M22 x 1.5	1	PC
140	6621-0058	Straight Bulkhead Connector M36 x 2.0	1	PC
150	302-3	Straight Bulkhead Connector - M22 x 1.5	2	PC
160	09570456-0	Straight Bulkhead Connector M14 x 1.5	1	PC
170	92097412-0	Hex Head Screw - M10Cx25 - 8.8	3	PC
180	93085006-0	Nyloc Hex Nut M10C - 8	4	PC
190	92097415-0	Hex Head Screw - M10Cx35 - 8.8	1	PC
200	7033784	Washer	1	PC
210	92097374-0	Hex Head Screw - M8Cx20 - 8.8	2	PC
220	93699710-0	Spring Washer - Plated M8	2	PC
230	92137081-0	Hex Socket Cap Screw - M6Cx20 - 12.9	4	PC
240	93212009-0	Plain Washer - M6	4	PC
250	93056012-0	Hex Nut M6C-8	6	PC

**Systems Locker ( )**  
Subframe\Systems Locker



Item no.	Part no.	Description	QTY	Unit
260	93699708-0	Spring Washer - Plated M6	4	PC
270	92137088-0	Hex Socket Cap Screw - M6Cx50 - 12.9	2	PC
280	7034997	Bracket Welded Assembly - Limit Switch	1	PC
290	7041991	Pipe - Hydraulic	1	PC

**Systems Wafer ( )**  
 Subframe\System Locker\System Wafer

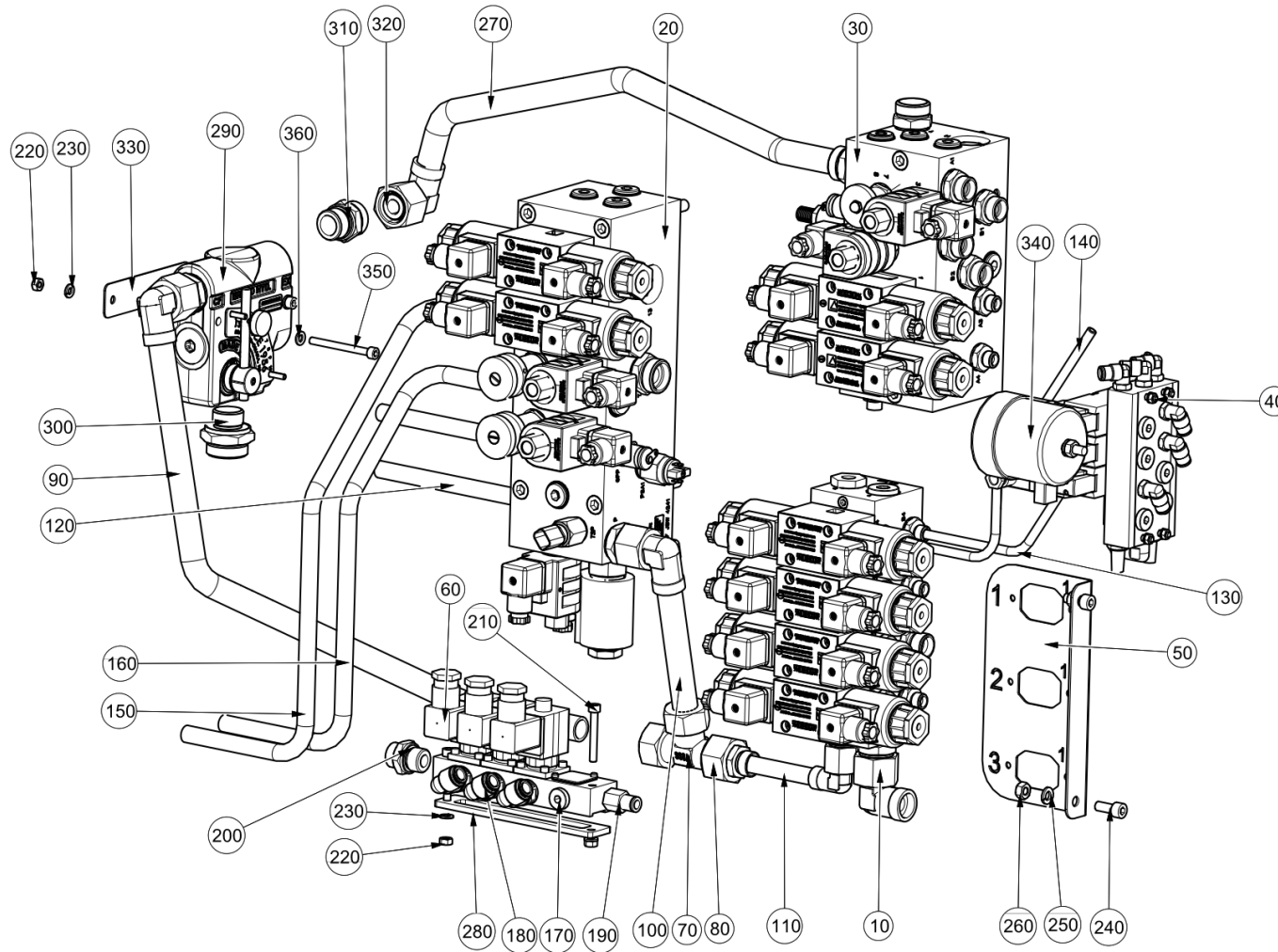


Systems Wafer ( )

Subframe\System Lockers\System Wafer

Item no.	Part no.	Description	QTY	Unit
50	7042936	Bracket - Electrical Plugs	1	PC
60	7030009	4 Station Manifold Assembly 12V	1	PC
70	09570436-0	Equal Tee Ø22	1	PC
80	306-3	Reducing Connector - M30x2 - M22x1.5	1	PC
90	7041995	Pipe - Hydraulic	1	PC
100	7033007	Pipe - Hydraulic	1	PC
110	7033010	Pipe - Hydraulic	1	PC
120	7033342	Pipe - Hydraulic	2	PC
130	7033632	Pipe - Hydraulic	1	PC
140	7033633	Pipe - Hydraulic	1	PC
150	7033472	Pipe - Hydraulic	1	PC
160	7033473	Pipe - Hydraulic	1	PC
170	09572133-0	Sealing Plug VS-R 1/4 WD	1	PC
180	297-59	Elbow Swivel - 1/4 BSP	3	PC
190	72-112	Check Valve - G 3/8 x Ø 8 Tube	1	PC
200	6601-1329	Stud Coupling Male G 1/2" x M22 x 1.5	1	PC
210	92137087-0	Hex Socket Cap Screw - M6Cx45 - 12.9	2	PC
220	93056012-0	Hex Nut M6C-8	4	PC
230	93699708-0	Spring Washer - Plated M6	2	PC
240	92137118-0	Hex Socket Cap Screw - M8Cx20 - 12.9	2	PC
250	93699710-0	Spring Washer - Plated M8	2	PC
260	93056014-0	Hex Nut M8C-8	2	PC
270	7041999	Pipe - Hydraulic	1	PC
280	7035361	Packer - Water Manifold	1	PC

**Systems Wafer ( )**  
 Subframe\System Locker\System Wafer

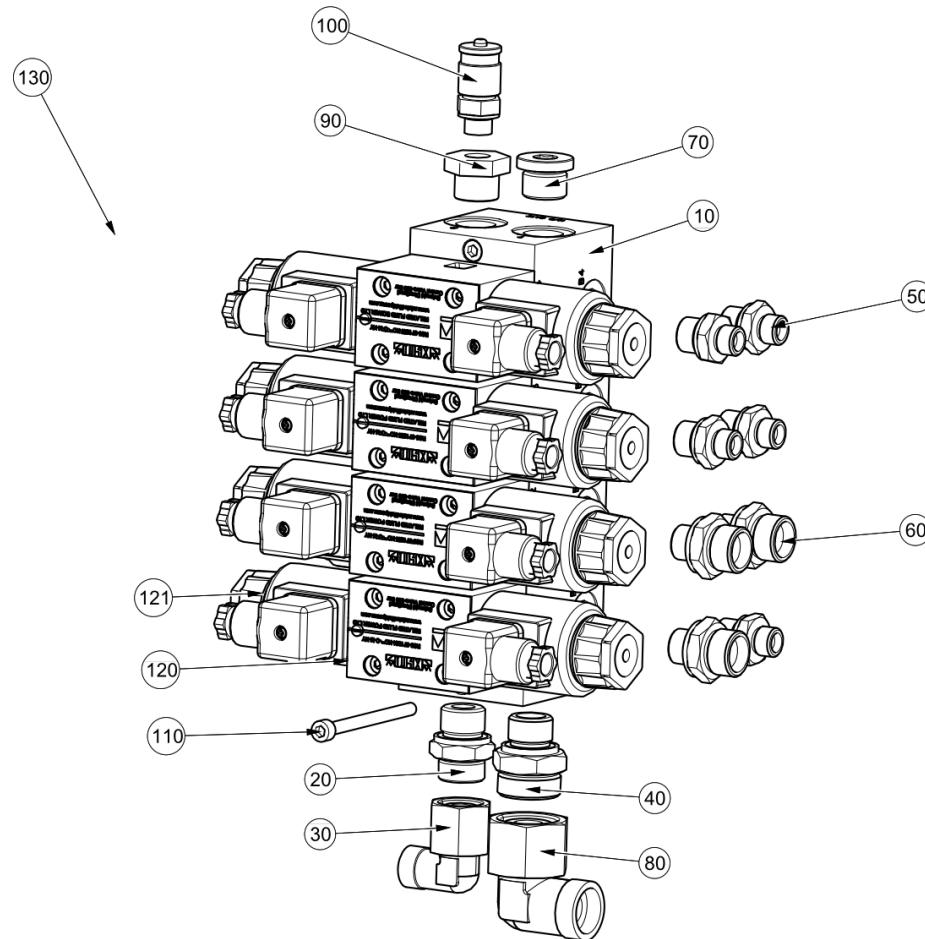




**Systems Wafer ( )**  
Subframe\System Lockers\System Wafer

Item no.	Part no.	Description	QTY	Unit
290	241-324	Valve - (Flow Control)	1	PC
300	300-3	Stud Coupling Male 1 1/16" UNF M36x2	1	PC
310	09570163-0	Stud Coupling Male 1 1/16"UNF x M30x2	2	PC
320	09571074-0	Adjustable Male Elbow - M30 x 2.0	2	PC
330	7041981	Spacer	1	PC
340	30-184	Alarm - Reverse	1	PC
350	92137091-0	Hex Socket Cap Screw - M6Cx65 - 12.9	2	PC
360	93212009-0	Plain Washer - M6	2	PC

**Hopper Manifold ( )**  
Subframe\System Locker\System Wafer\Hopper Manifold

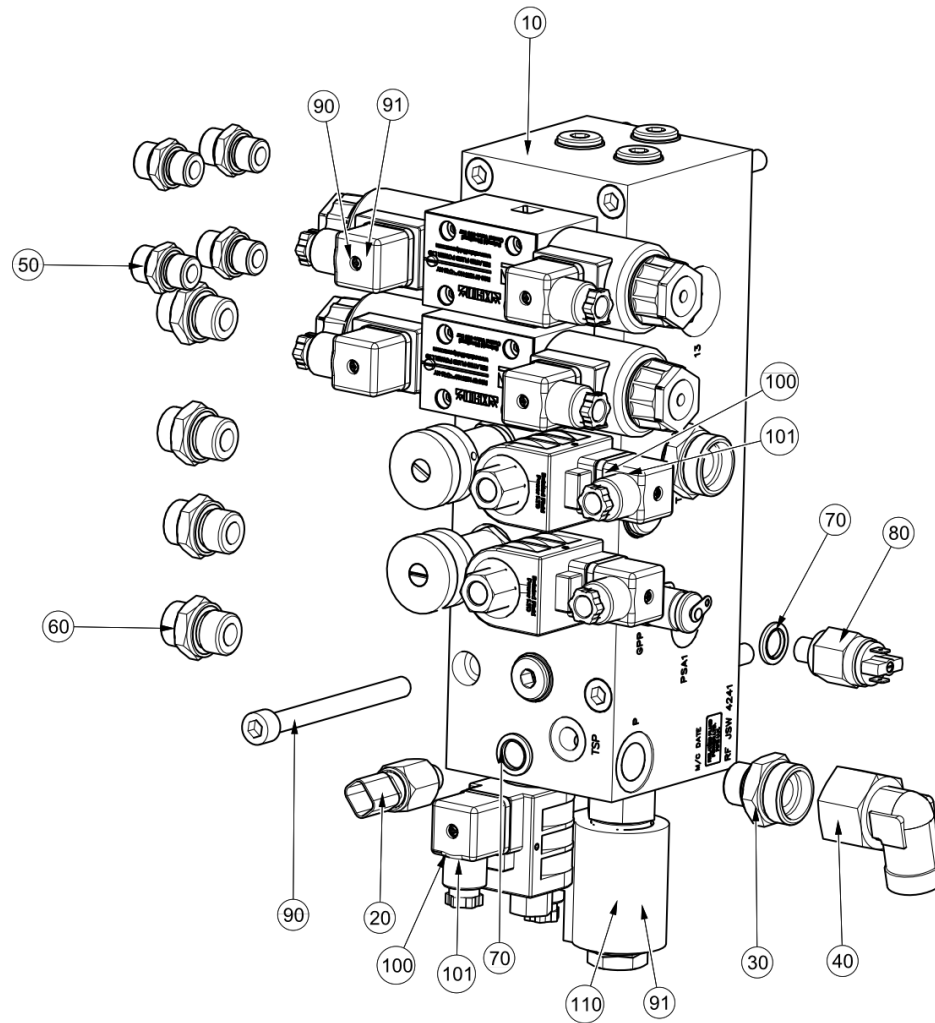


## Hopper Manifold ( )

Subframe\System Locker\System Wafer\Hopper Manifold

Item no.	Part no.	Description	QTY	Unit
10	7031753	Hopper Control Manifold	1	PC
20	6601-1329	Stud Coupling Male G 1/2" x M22 x 1.5	1	PC
30	6613-0505	Adjustable Male Elbow - M22 x 1.5	1	PC
40	6601-1340	Stud Coupling Male G 1/2" x M30 x 2.0	1	PC
50	09570102-0	Stud Coupling Male G 3/8" x M14 x 1.5	5	PC
60	6601-1326	Stud Coupling Male G 3/8" x M22 x 1.5	3	PC
70	09572135-0	Sealing Plug VS-R 1/2 WD	1	PC
80	09571074-0	Adjustable Male Elbow - M30 x 2.0	1	PC
90	256-12	Bush - Reducing 1/2 BSP M x 1/4 BSP F	1	PC
100	665-8	Test Coupling SMK20 - G1/4 Type C	1	PC
110	92137093-0	Hex Socket Cap Screw - M6Cx75 - 12.9	2	PC
120	241-305	Control Valve	1	PC
121	241-335	Coil DIN Conn Type 12dc	1	PC
130	241-152	Valve - Relief	1	PC

Rear Broom & Elevator Manifold ( )  
Subframe\System Locker\System Wafer\Rear Broom & Elevator Manifold

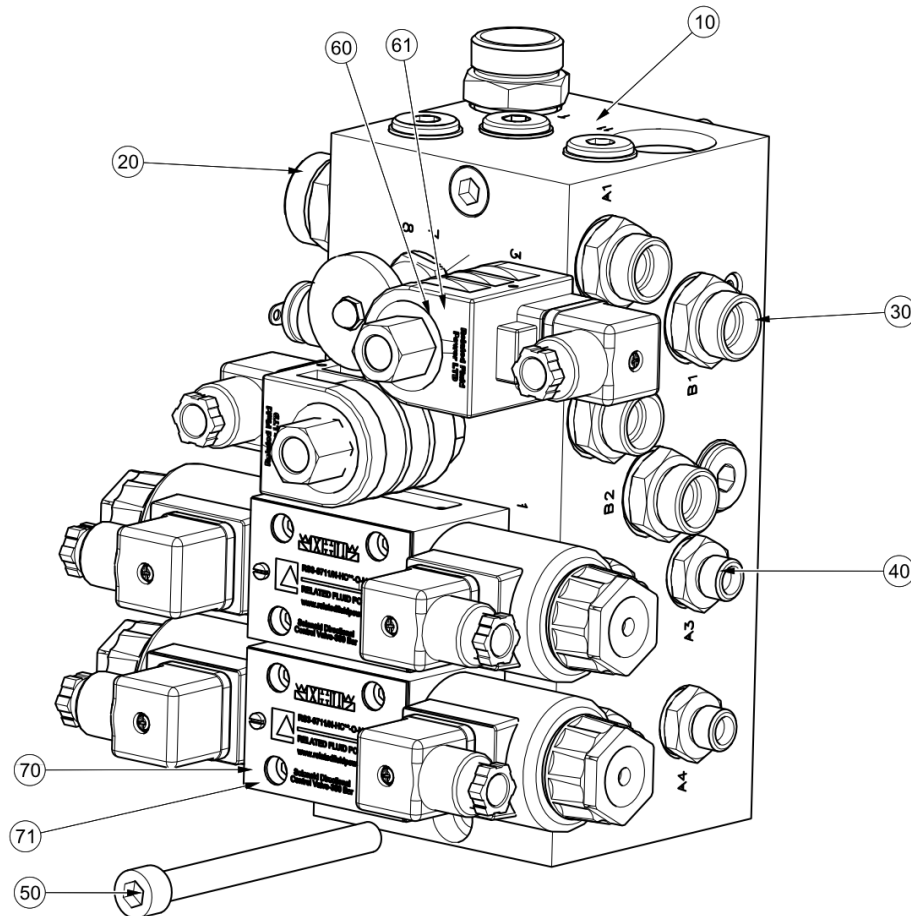


**Rear Broom & Elevator Manifold ( )**

Subframe\System Locker\System Wafer\Rear Broom &amp; Elevator Manifold

Item no.	Part no.	Description	QTY	Unit
10	7031769	Rear Broom & Elevator Control Manifold	1	PC
20	282920-1	Temperature Switch - 90c 1/4 BSP	1	PC
30	6601-1340	Stud Coupling Male G 1/2" x M30 x 2.0	2	PC
40	09571074-0	Adjustable Male Elbow - M30 x 2.0	1	PC
50	6601-1322	Stud Coupling Male G 3/8" x M18 x 1.5	4	PC
60	6601-1329	Stud Coupling Male G 1/2" x M22 x 1.5	4	PC
70	451-17	Washer Bonded G1-4"	2	PC
80	739-10	Diaphragm Pressure Switch - 180 Bar	1	PC
90	129-173	Hex Socket Cap Screw - M10Cx110 - 12.9	4	PC
90	241-305	Control Valve	1	PC
91	241-335	Coil DIN Conn Type 12dc	2	PC
100	241-153	Valve - Cartridge (N.O.)	2	PC
101	241-161	Coil 12 Volt	2	PC
110	241-306	Valve - 345 Bar	1	PC

**Gutter Broom Manifold ( )**  
Subframe\System Locker\System Wafer\Gutter Broom Manifold

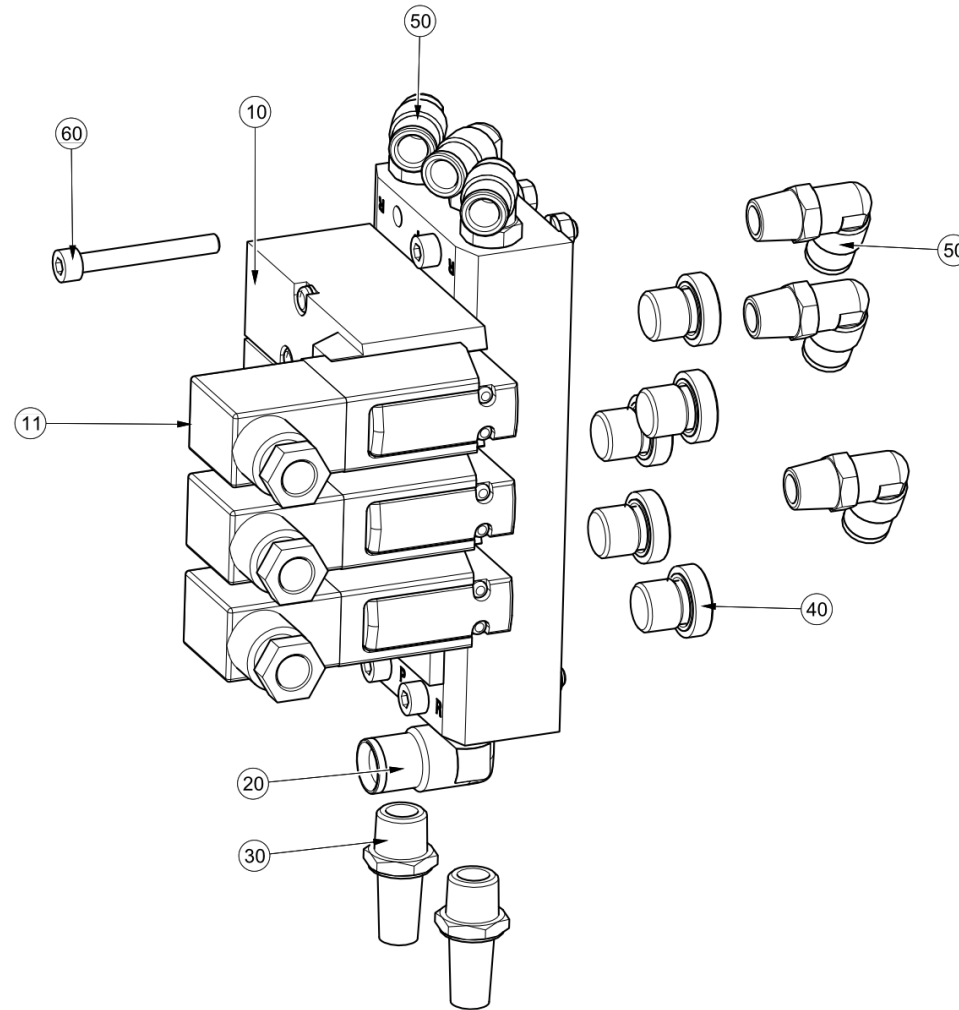


**Gutter Broom Manifold ( )**

Subframe\System's Locker\System's Wafer\Gutter Broom Manifold

Item no.	Part no.	Description	QTY	Unit
10	7031770	Gutter Broom's Control Manifold	1	PC
20	6601-1340	Stud Coupling Male G 1/2" x M30 x 2.0	2	PC
30	6601-1329	Stud Coupling Male G 1/2" x M22 x 1.5	4	PC
40	09570102-0	Stud Coupling Male G 3/8" x M14 x 1.5	4	PC
50	129-173	Hex Socket Cap Screw - M10Cx110 - 12.9	2	PC
60	241-153	Valve - Cartridge (N.O.)	1	PC
61	241-161	Coil 12 Volt	1	PC
70	241-313	Control Valve	1	PC
71	241-335	Coil DIN Conn Type 12dc	0	PC

**Pneumatic Valve Manifold ( )**  
Subframe\System Locker\System Wafer\Pneumatic Valve Manifold





**Pneumatic Valve Manifold ( )**

Subframe\System Lockers\System Wafer\Pneumatic Valve Manifold

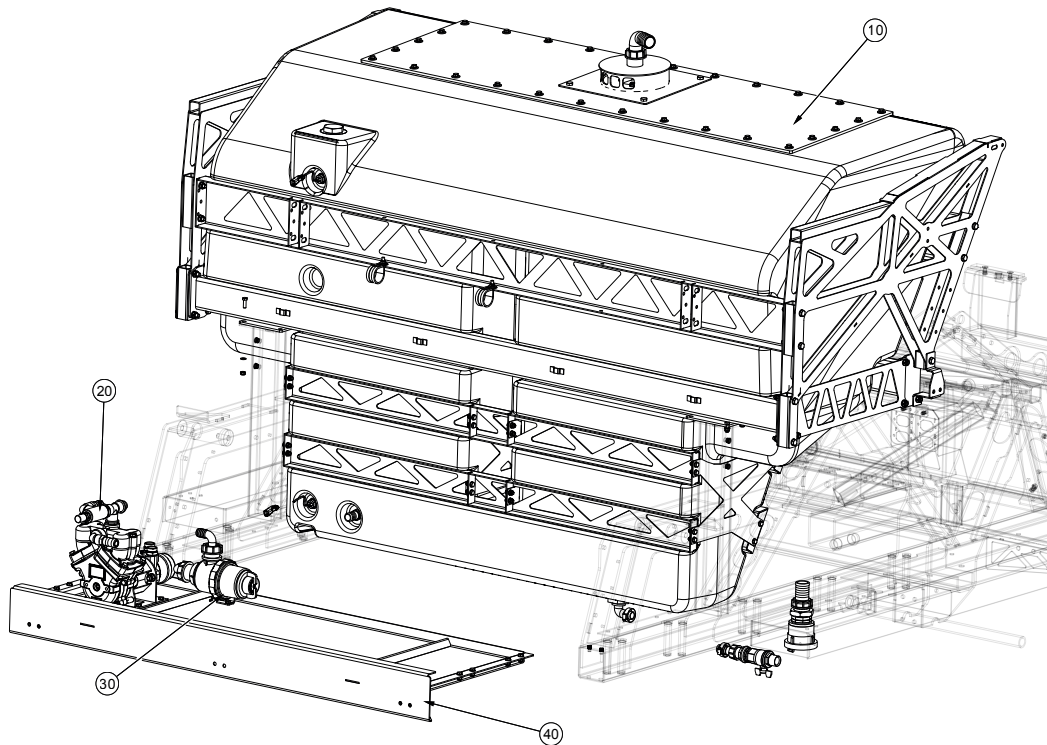
Item no.	Part no.	Description	QTY	Unit
10	7033320	Pneumatic Valve Manifold	1	PC
11	870-11	5 Port Solenoid Valve	3	PC
20	09593164-0	Elbow 10mm x 1/4 BSPT	1	PC
30	09552117-0	Air Silencer 1/4"	2	PC
40	09572133-0	Sealing Plug VS-R 1/4 WD	5	PC
50	09593151-0	Elbow Push-In Swivel 8mm x 1/4 BSPT	6	PC
60	92137049-0	Hex Socket Cap Screw - M5Cx40 - 12.9	4	PC

This page is intentionally left blank

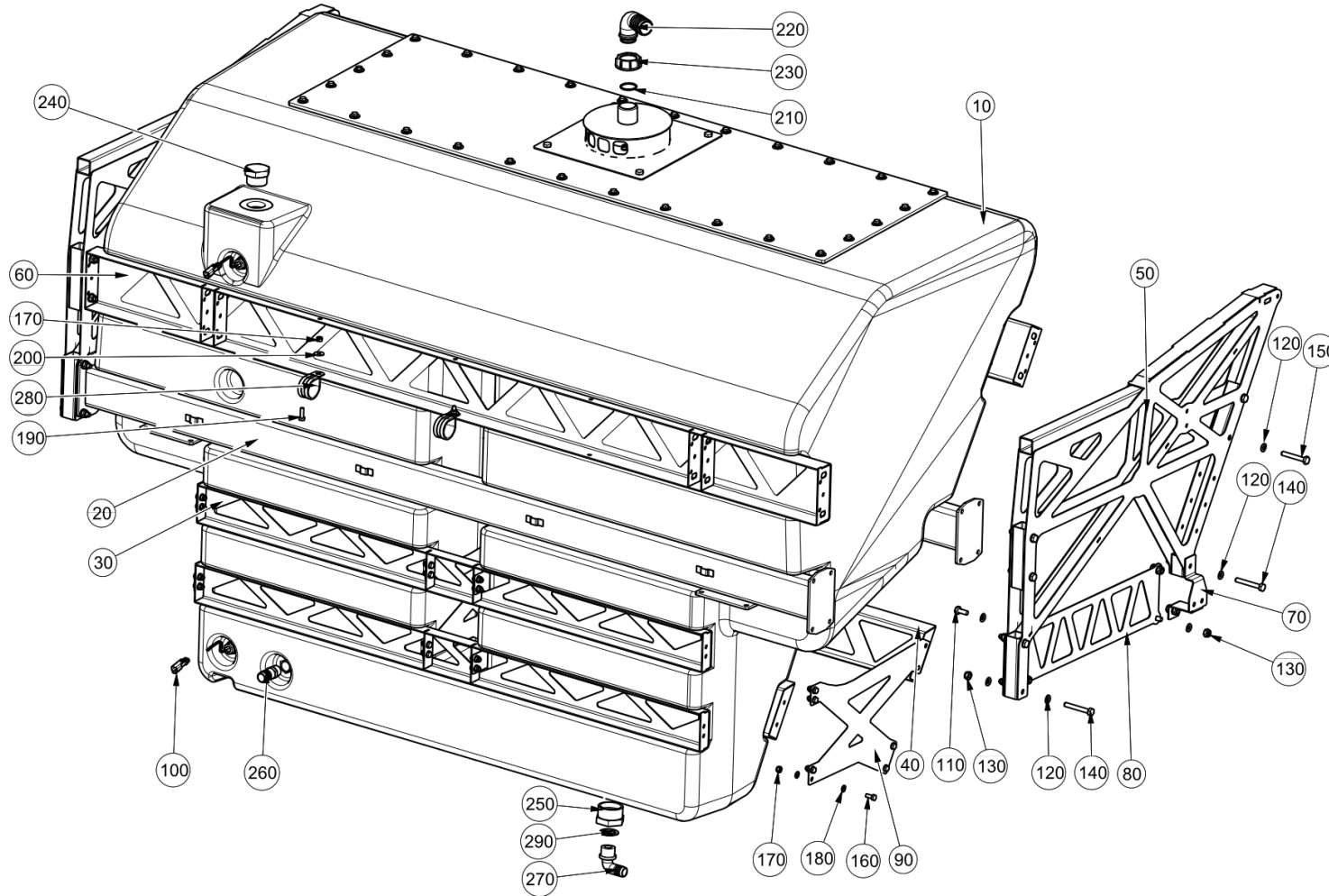
# Chapter 4 Water Systems

## Table of Contents

Section	Page
4.1 Water Tank.....	52
4.2 Water Pump.....	56
4.3 Water Filler & Filter.....	58
4.4 Rear Compartment Floor.....	60



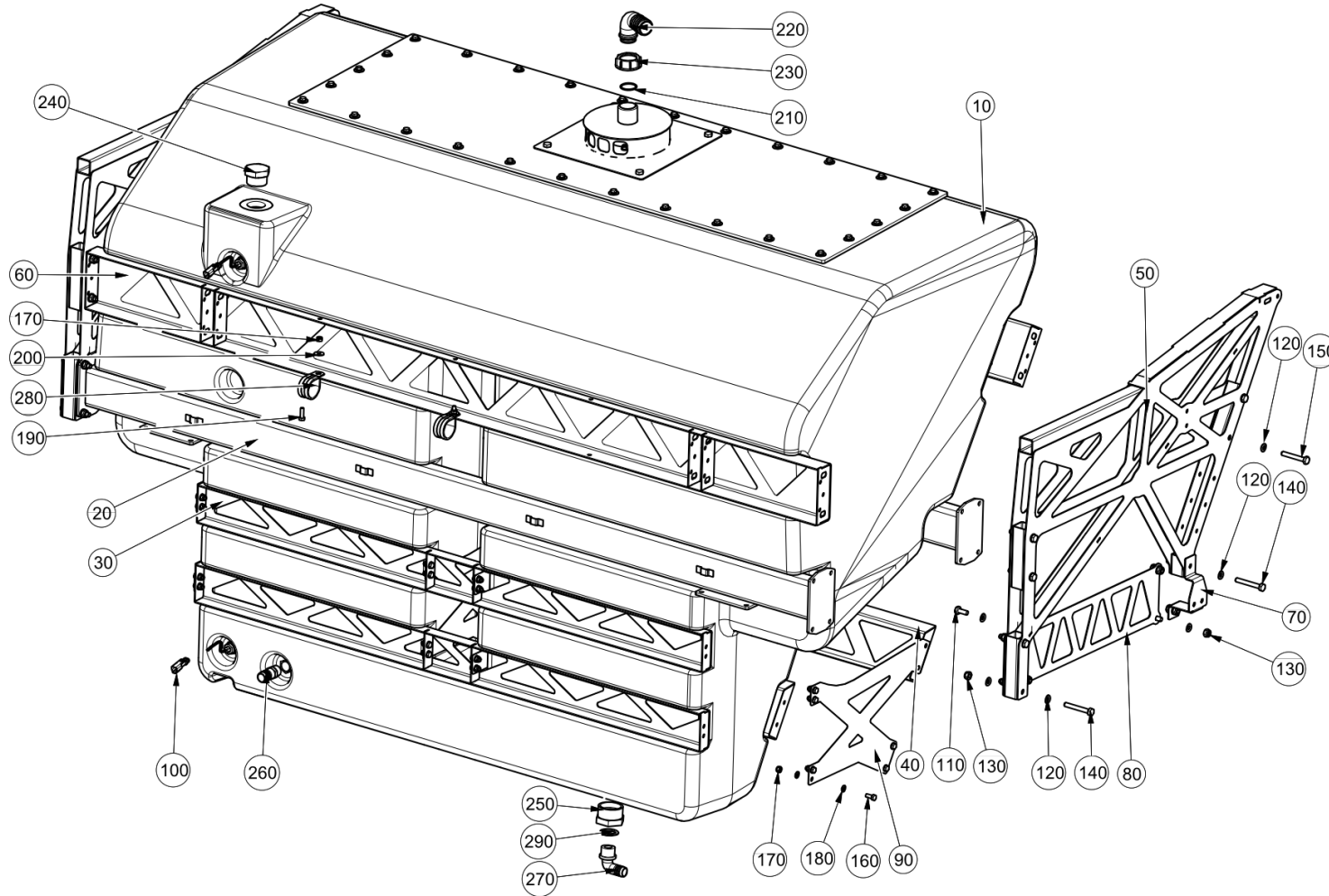
**Water Tank ( )**  
Water Systems\Water Tank



**Water Tank ( )**  
Water Systems\Water Tank

Item no.	Part no.	Description	QTY	Unit
10	7046949	Water Tank Sub Assembly	1	PC
20	7026619	Water Tank Crossmember	2	PC
30	7026625	Water Tank Reinforcement	2	PC
40	7026628	Water Tank Reinforcement	2	PC
50	7026651	A-Frame Styling Welded Assembly	2	PC
60	7026655	Upper Tank Reinforcement Assembly	2	PC
70	7036882	Magnet Mounting Welded Assembly	2	PC
80	7026621	Water Tank Tiebar	2	PC
90	7026622	Water Tank Tiebar	4	PC
100	48-328	Switch - Float and Deutsch Connector	2	PC
110	92097412-0	Hex Head Screw - M10Cx25 - 8.8	10	PC
120	93212012-0	Plain Washer - M10	48	PC
130	93085006-0	Nyloc Hex Nut M10C - 8	24	PC
140	92067427-0	Hex Head Bolt - M10Cx75 - 8.8	6	PC
150	92067426-0	Hex Head Bolt - M10Cx70 - 8.8	8	PC
160	92097374-0	Hex Head Screw - M8Cx20 - 8.8	32	PC
170	93085005-0	Nyloc Hex Nut M8C - 8	34	PC
180	93212011-0	Plain Washer - M8	64	PC
190	92097376-0	Hex Head Screw - M8Cx25 - 8.8	10	PC
200	93300509-0	Plain Large Washer - M8	2	PC
210	277-220	O-Ring 1/2" BSP Cap & Liner	1	PC
220	09518730-0	Connection	1	PC
230	277-170	Flynut - 1 1/2 F	1	PC
240	277-255	Plug - 1 1/2" BSP M Parallel	1	PC

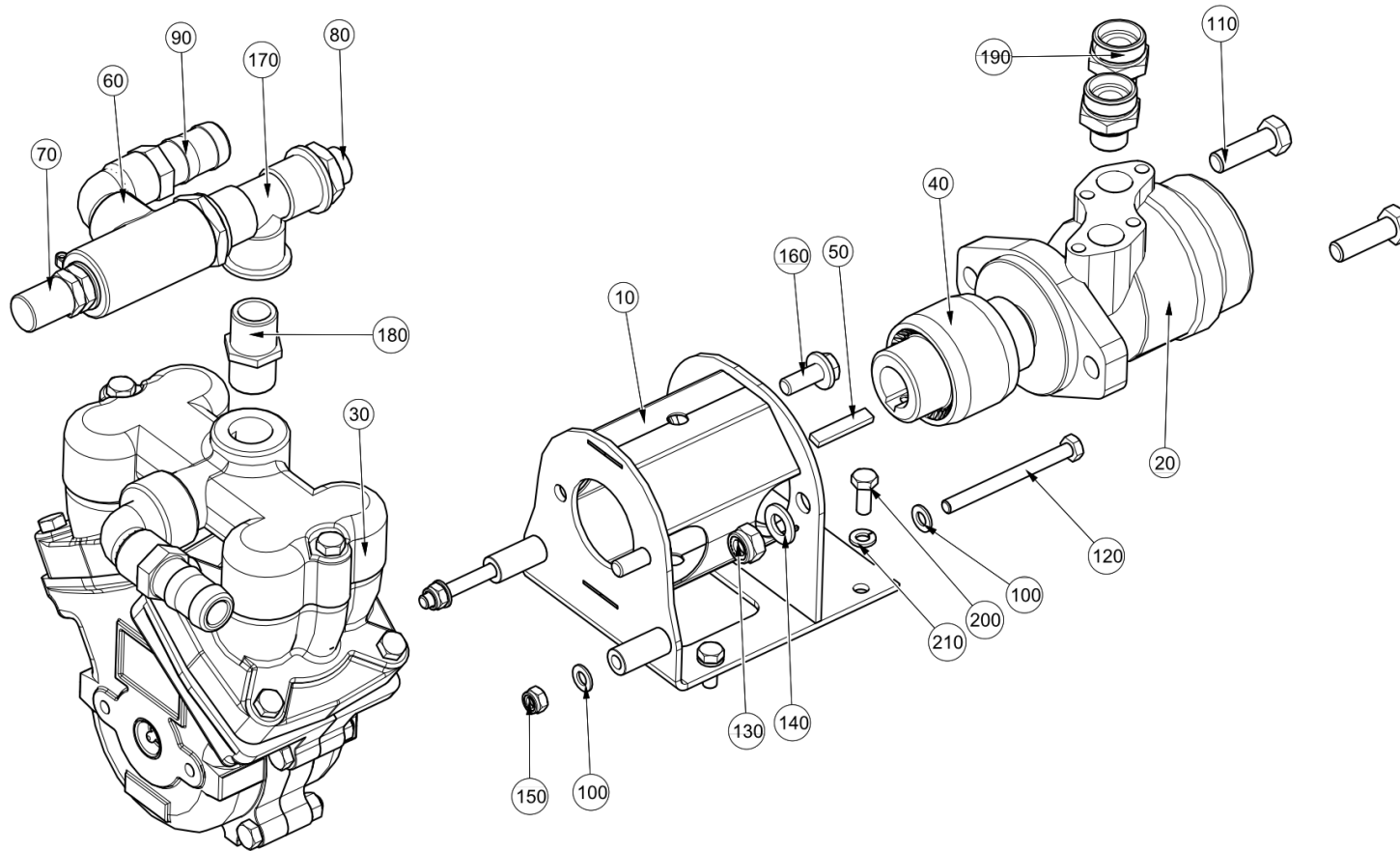
**Water Tank ( )**  
Water Systems\Water Tank



**Water Tank ( )**  
Water Systems\Water Tank

Item no.	Part no.	Description	QTY	Unit
250	277-328	Reducing Bush, G2 M x G1 F	1	PC
260	231-65	Hosetail 3/4" BSPT x 1" Brass	1	PC
270	66-51	Hosetail - 90 ° G1 M x 25	1	PC
280	508-12	Clip - P Rubber Covered 44.50MM	2	PC
290	277-262	Gasket - 45mm O/D 33mm I/D	1	PC

**Water Pump ( )**  
Water Systems\Water Pump



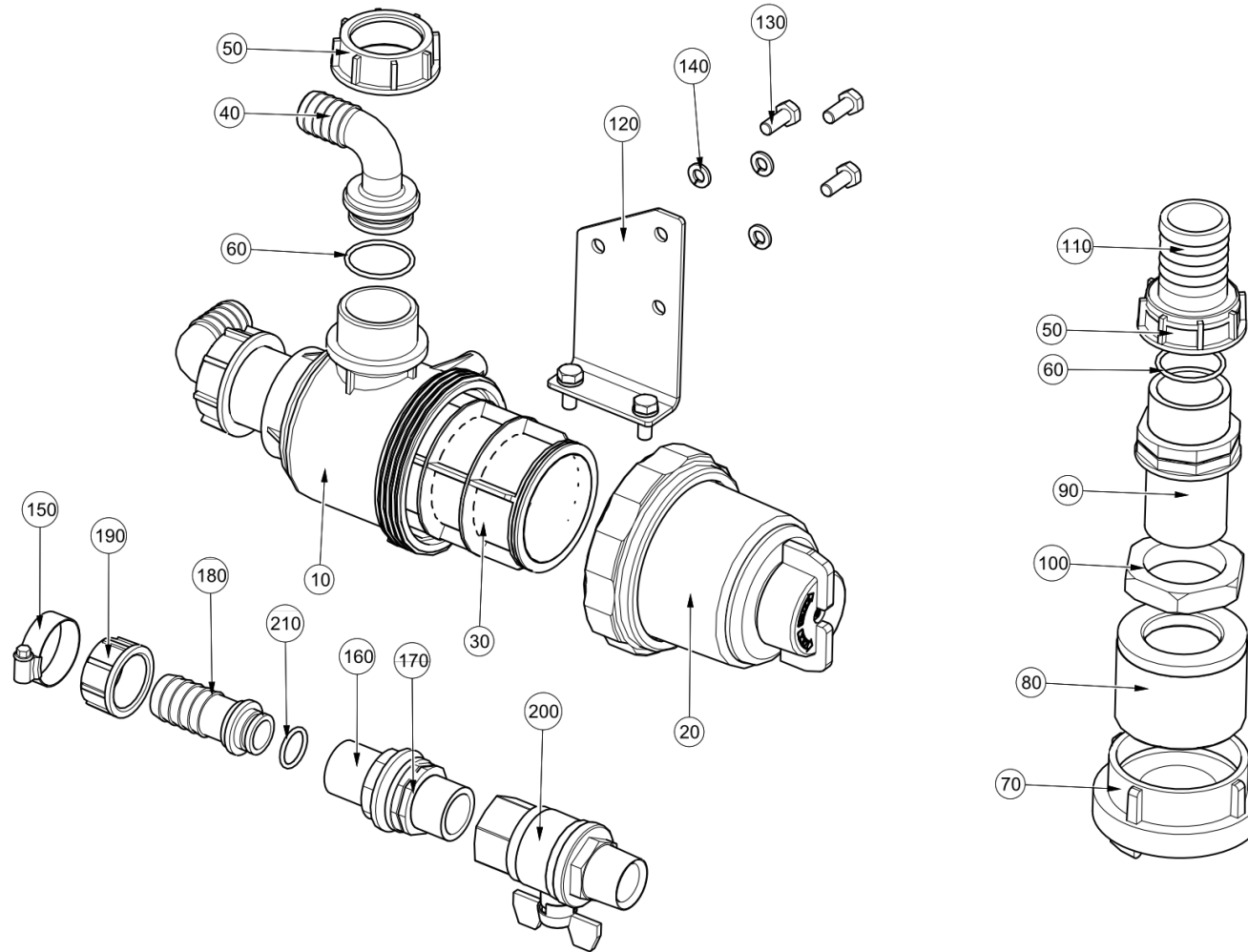


Water Pump ( )  
Water Systems\Water Pump

Item no.	Part no.	Description	QTY	Unit
10	7005154	Bracket - Water Pump	1	PC
20	244-1	Motor - Drive	1	PC
30	22599-1-B	Pump - Water	1	PC
40	282809-1	Coupling - Assembly	1	PC
50	282817-1	Key - Water Pump Coupling	1	PC
60	66-42	Elbow - Poly. 90 ° 3/4 F x 3/4 M	2	PC
70	284150-1	Safety Relief Valve 3/4"	1	PC
80	09572938-0	Stud Coupling Male G 3/4" x M22 x 1.5	1	PC
90	231-64	Adaptor - Poly. G 3/4 x 1" Hose Tail	2	PC
100	93212011-0	Plain Washer - M8	4	PC
110	92067457-0	Hex Head Bolt - M12Cx40 - 8.8	2	PC
120	92067393-0	Hex Head Bolt - M8Cx90 - 8.8	2	PC
130	93085007-0	Nyloc Hex Nut M12C - 8	2	PC
140	93212013-0	Plain Washer M12	2	PC
150	93085005-0	Nyloc Hex Nut M8C - 8	2	PC
160	115-32	Bolt - M10 x 25 Flanged - 8.8	2	PC
170	277-133	Tee Female - G 3/4 Equal	1	PC
180	277-93	Nipple - Hex G 3/4 x G 3/4	1	PC
190	6601-1340	Stud Coupling Male G 1/2" x M30 x 2.0	2	PC
200	92097374-0	Hex Head Screw - M8Cx20 - 8.8	4	PC
210	93699710-0	Spring Washer - Plated M8	4	PC

**DEC 2016 & OLDER  
UNITS. SEE PAGE 156-157  
FOR 2017 & NEWER**

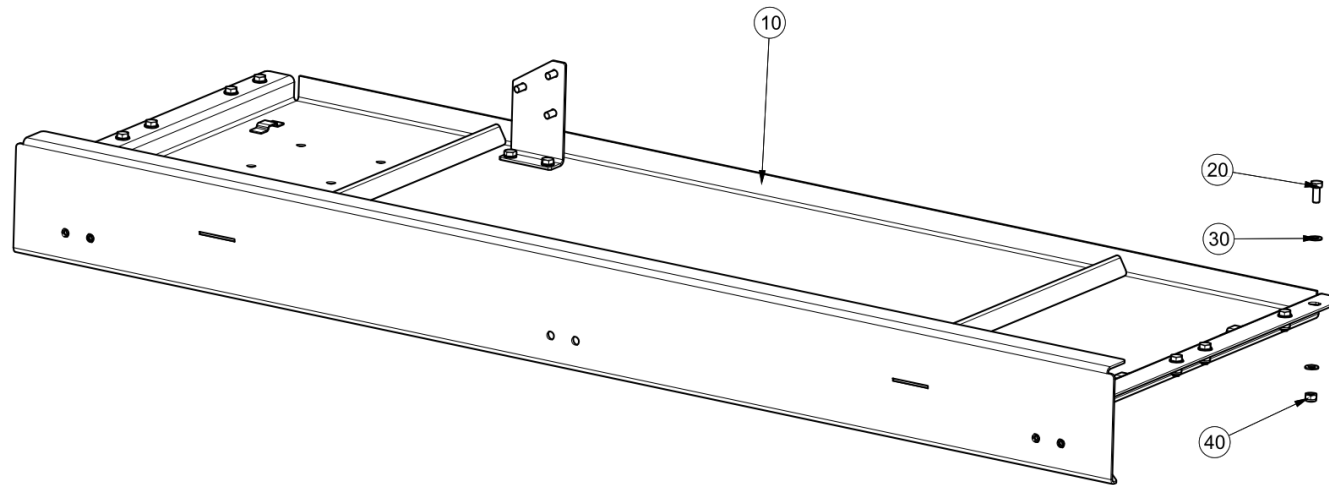
**Water Filler & Filter ( )**  
Water Systems\Water Filler & Filter



**Water Filler & Filter ( )**  
 Water Systems\Water Filler & Filter

Item no.	Part no.	Description	QTY	Unit
10	277-181	Body - Water Filter	1	PC
20	277-185	Water Filter Bowl Assembly	1	PC
30	277-247	Water Filter Mesh - Grey with O-Rings	1	PC
40	277-244	Flynut Hosetail - 90° Barb = 25mm	2	PC
50	277-170	Flynut - 1 1/2 F	2	PC
60	277-200	O-Ring 1/2" BSP Cap & Liner	2	PC
70	667-31	Coupling - Stortz 2.5" BSP	1	PC
80	7029404	Hydrant Filler Adapter	1	PC
90	277-212	Nipple - G 1 1/2 50 x 24mm	1	PC
100	277-198	Backnut 1 1/2 F	1	PC
110	277-183	Flynut Hose Tail 40mm Barb	1	PC
120	7044617	Bracket - Water Filter	1	PC
130	92097374-0	Hex Head Screw - M8Cx20 - 8.8	5	PC
140	93699710-0	Spring Washer - Plated M8	5	PC
150	09531009-0	Hose Clip - Worm Drive (30-40)	1	PC
160	277-336	Nipple - G 1 48 x 22mm	1	PC
170	277-165	Backnut 1 F	1	PC
180	231-38	Flynut Hose Tail 25mm Barb	1	PC
190	277-162	Flynut - 1 F	1	PC
200	89-15	Valve - 1" R Male/Female	1	PC
210	277-147	Seal O-Ring For 1/2" Thread	1	PC

**Rear Compartment Floor ( )**  
Water Systems\Rear Compartment Floor



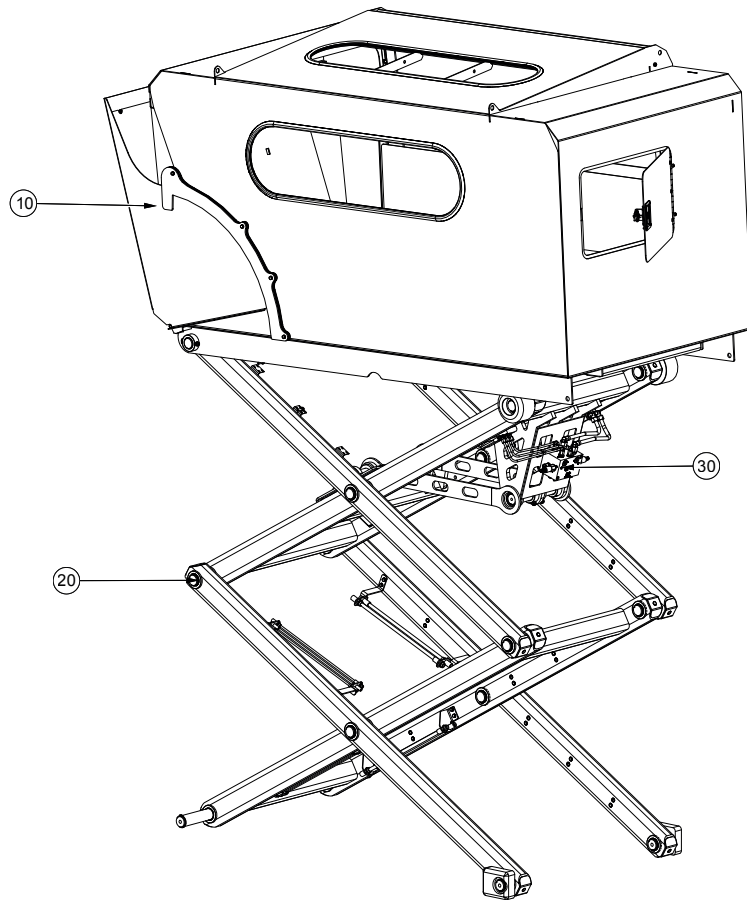
**Rear Compartment Floor ( )**  
Water Systems\Rear Compartment Floor

Item no.	Part no.	Description	QTY	Unit
10	7026589	Rear Compartment Floor	1	PC
20	92097374-0	Hex Head Screw - M8Cx20 - 8.8	8	PC
30	93212011-0	Plain Washer - M8	16	PC
40	93085005-0	Nyloc Hex Nut M8C - 8	8	PC

This page is intentionally left blank

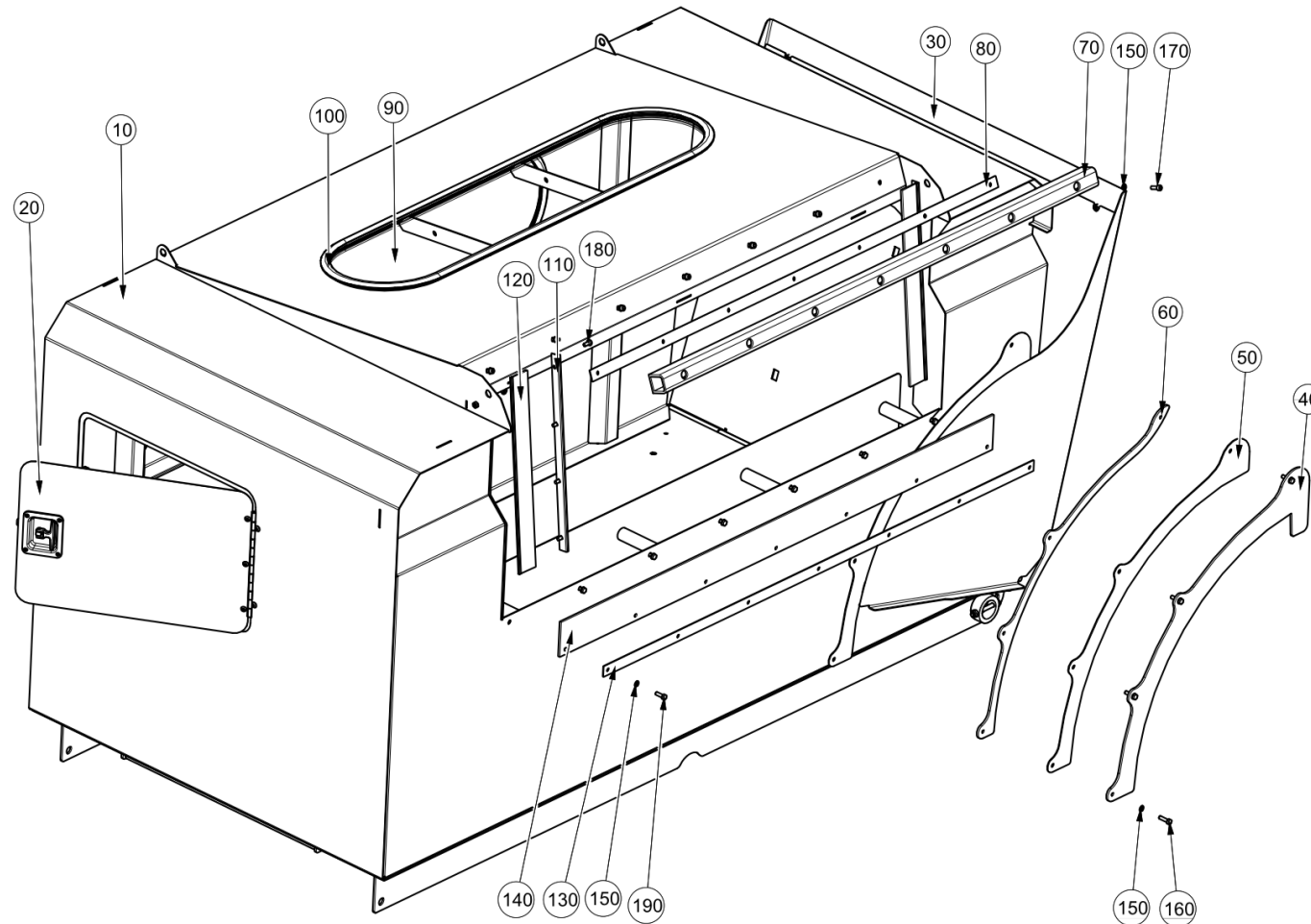
# Chapter 5 Hopper and Scissor Lift

## Table of Contents



Section	Page
5.1 Hopper Assembly .....	64
5.2 Scissor Lift.....	70
5.3 Scissor Hydraulics.....	72

**Hopper Assembly ( )**  
Hopper and Scissor Lift/Hopper Assembly

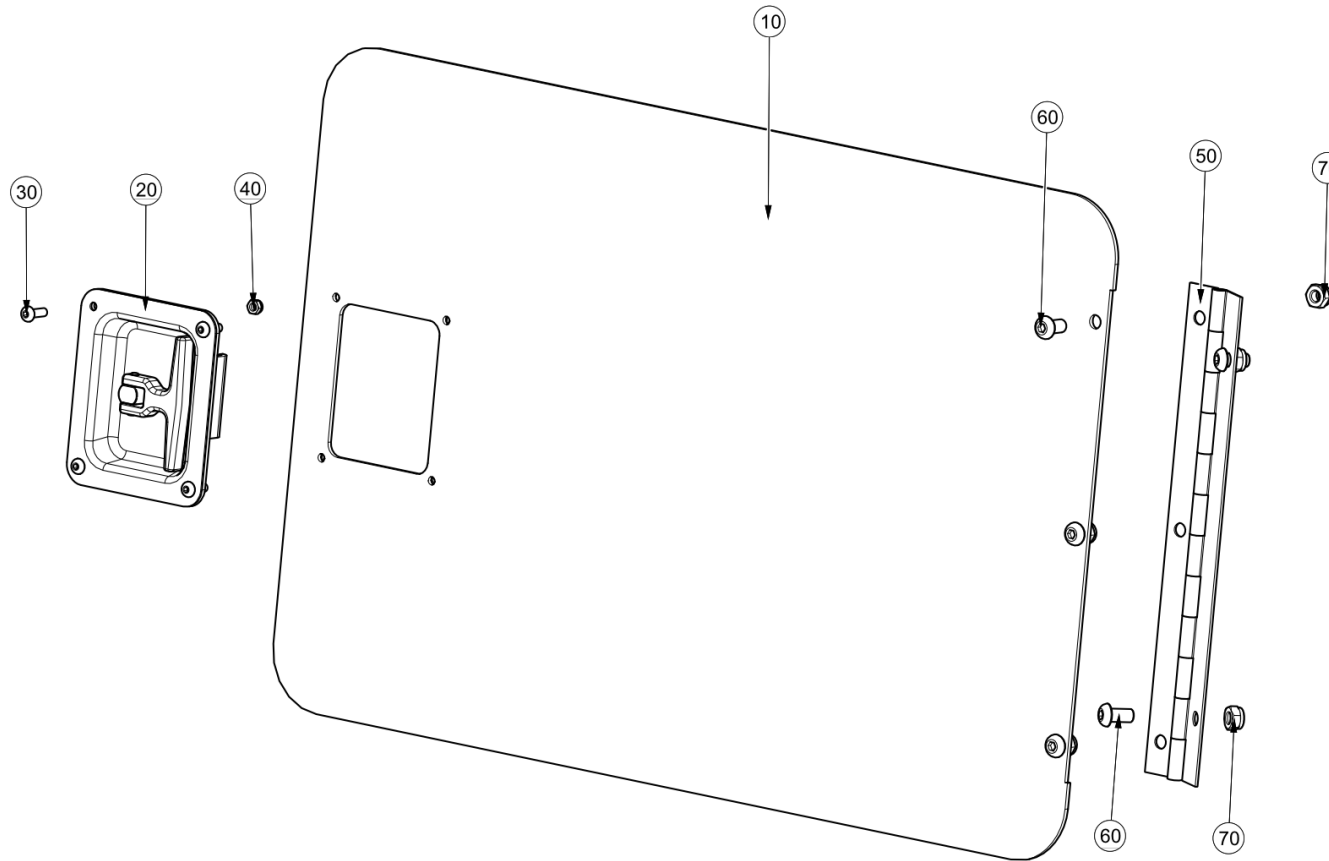




**Hopper Assembly ( )**  
Hopper and Scissor Lift\Hopper Assembly

Item no.	Part no.	Description	QTY	Unit
10	7026238	Hopper & Subframe Welded Assembly	1	PC
40	7025844	Guide Stop	2	PC
50	7025845	Spacer	4	PC
60	7025847	Guide	2	PC
70	7025840	Seal - Hopper	1	PC
80	7025842	Retaining Strip	1	PC
90	7025903	Window - Hopper	2	PC
100	7025904	Window Seal - Hopper	2	PC
110	7025899	Holder - Strip Brush	2	PC
120	7025898	Strip Brush	2	PC
130	7031285	Retaining Strip	1	PC
140	7031272	Curtain	1	PC
150	93699710-0	Spring Washer - Plated M8	30	PC
160	92097378-0	Hex Head Screw - M8Cx30 - 8.8	8	PC
170	92137120-0	Hex Socket Cap Screw - M8Cx25 - 12.9	7	PC
180	92097372-0	Hex Head Screw - M8Cx16 - 8.8	8	PC
190	92097376-0	Hex Head Screw - M8Cx25 - 8.8	7	PC

**Access Door ( )**  
Hopper and Scissor Lift\Hopper Assembly\Access Door

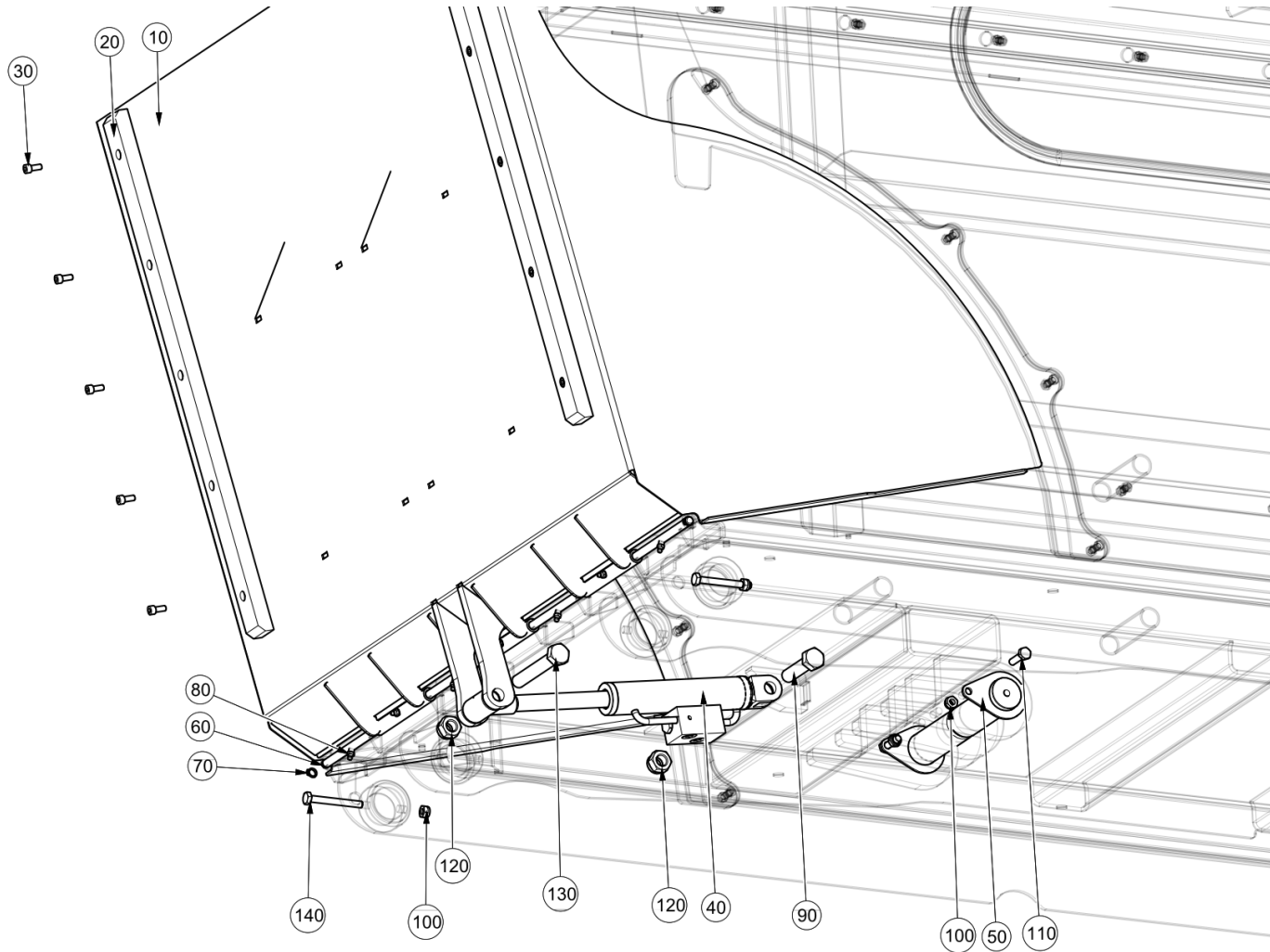


**Access Door ( )**

Hopper and Scissor Lift\Hopper Assembly\Access Door

Item no.	Part no.	Description	QTY	Unit
10	7025905	Access Door	1	PC
20	211-79	Recessed Drop 'T' Handle	1	PC
30	135-133	Screw-Skt Bt.Hd.M5Cx16,S.Steel	4	PC
40	93085603-0	Nyloc Hex Nut M5c - A2	4	PC
50	7027613	Hinge (Drilled)	1	PC
60	92330044-0	Hex Skt Button Head Screw M8x16 - 10.9	5	PC
70	93085005-0	Nyloc Hex Nut M8C - 8	5	PC

**Gate Assembly ( )**  
Hopper and Scissor Lift\Hopper Assembly\Gate Assembly

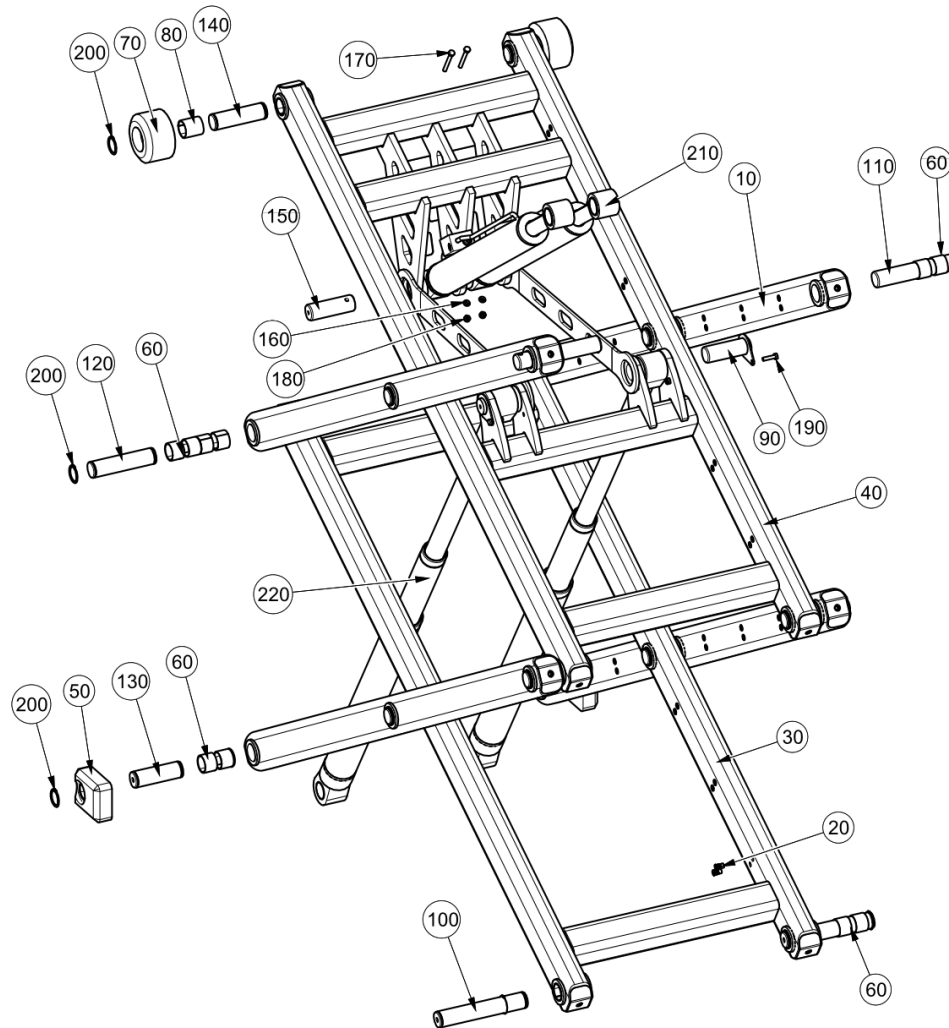


## Gate Assembly ( )

Hopper and Scissor Lift\Hopper Assembly\Gate Assembly

Item no.	Part no.	Description	QTY	Unit
10	7025830	Gate - Welded Assembly	1	PC
20	7025843	Rail - Gate	2	PC
30	92137118-0	Hex Socket Cap Screw - M8Cx20 - 12.9	10	PC
40	7029044	Hydraulic Cylinder - Gate	1	PC
50	7034030	Pivot Pin Welded Assembly	2	PC
60	7041765	Pin - Hinge	10	PC
70	09500012-0	Circlips-External DIN471 12x1	2	PC
80	38-1	Grease Nipple Straight 1/8 BSP	7	PC
90	92097660-0	Hex Head Screw - M20Cx80 - 8.8	1	PC
100	93085006-0	Nyloc Hex Nut M10C - 8	4	PC
110	92097416-0	Hex Head Screw - M10Cx40 - 8.8	2	PC
120	93085011-0	Nyloc Hex Nut M20C - 8	2	PC
130	92067618-0	Hex Head Bolt - M20Cx130 - 8.8	1	PC
140	92067430-0	Hex Head Bolt - M10Cx90 - 8.8	2	PC

**Scissor Lift ( )**  
Hopper and Scissor Lift\Scissor Lift

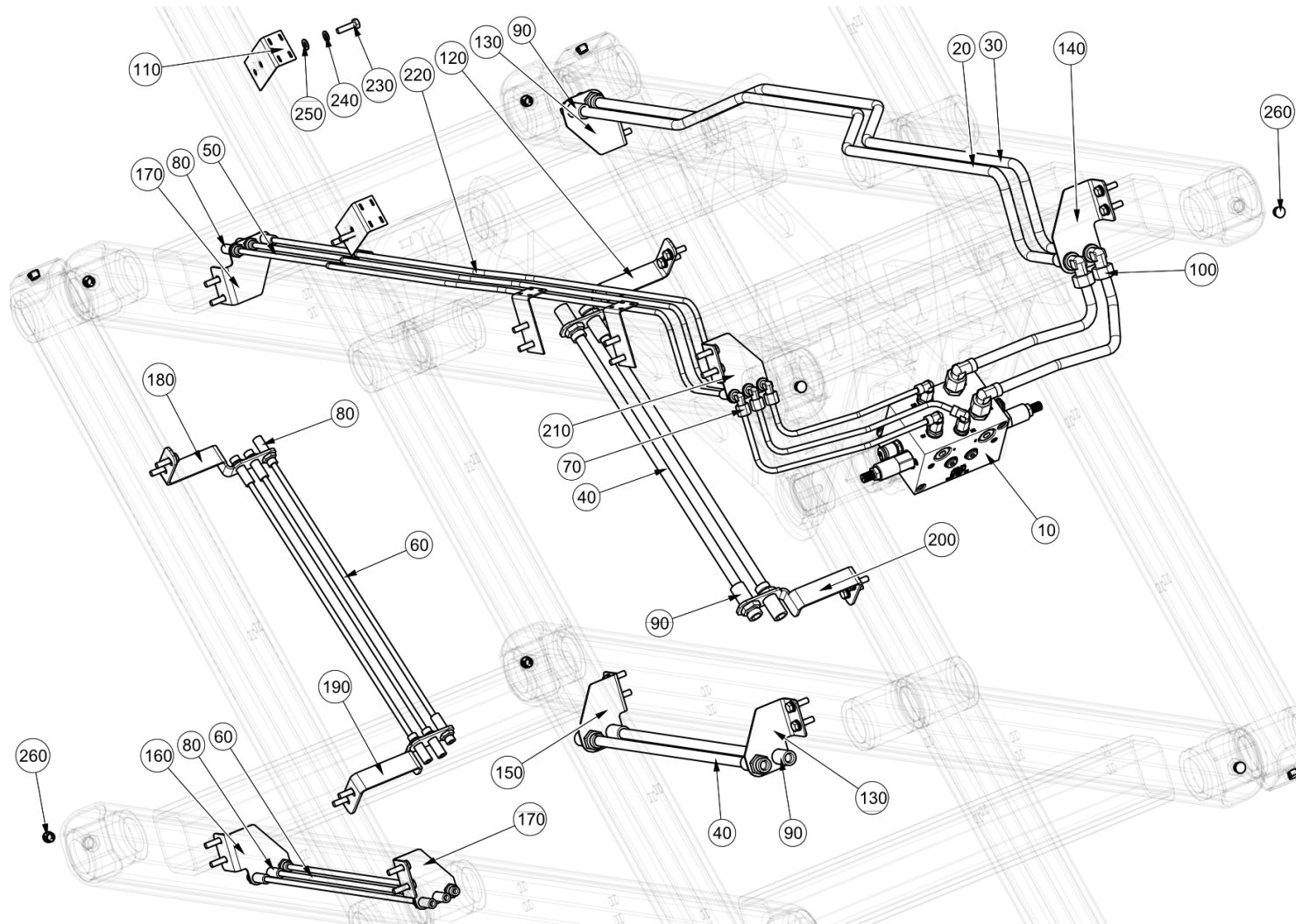


Scissor Lift ( )

Hopper and Scissor Lift\Scissor Lift

Item no.	Part no.	Description	QTY	Unit
10	7025934	Link - Welded Assembly	4	PC
20	433-153	Rivet Nut - S.CI Nut M8c G7.8 - 11.1	72	PC
30	7025935	Lower Link - Welded Assembly	1	PC
40	7025936	Upper Link - Welded Assembly	1	PC
50	7026392	Slider	2	PC
60	18-33	Bearing - Dry Metric 50mm I/D x 40Lg	38	PC
70	7026362	Roller	2	PC
80	18-34	Bearing - Dry Metric 50mm I/D x 60Lg	2	PC
90	7034030	Pivot Pin Welded Assembly	2	PC
100	7027454	Pivot Pin	2	PC
110	7026435	Pivot Pin	2	PC
120	7027436	Pivot Pin	8	PC
130	7027447	Pivot Pin	2	PC
140	7027448	Pivot Pin	2	PC
150	7028479	Pin - Cylinder	2	PC
160	93212012-0	Plain Washer - M10	2	PC
170	92067430-0	Hex Head Bolt - M10Cx90 - 8.8	2	PC
180	93085006-0	Nyloc Hex Nut M10C - 8	4	PC
190	92097416-0	Hex Head Screw - M10Cx40 - 8.8	2	PC
200	09500050-0	Circlips - External DIN 471 50x2	28	PC
210	7029043	Hydraulic Cylinder - Hopper Tip	2	PC
220	7029042	Hydraulic Cylinder - Hopper Lift	2	PC
220	7039016	Hydraulic Cylinder - Ultra High Dump	2	PC

**Scissor Hydraulics ( )**  
Hopper and Scissor Lift\Scissor Hydraulics



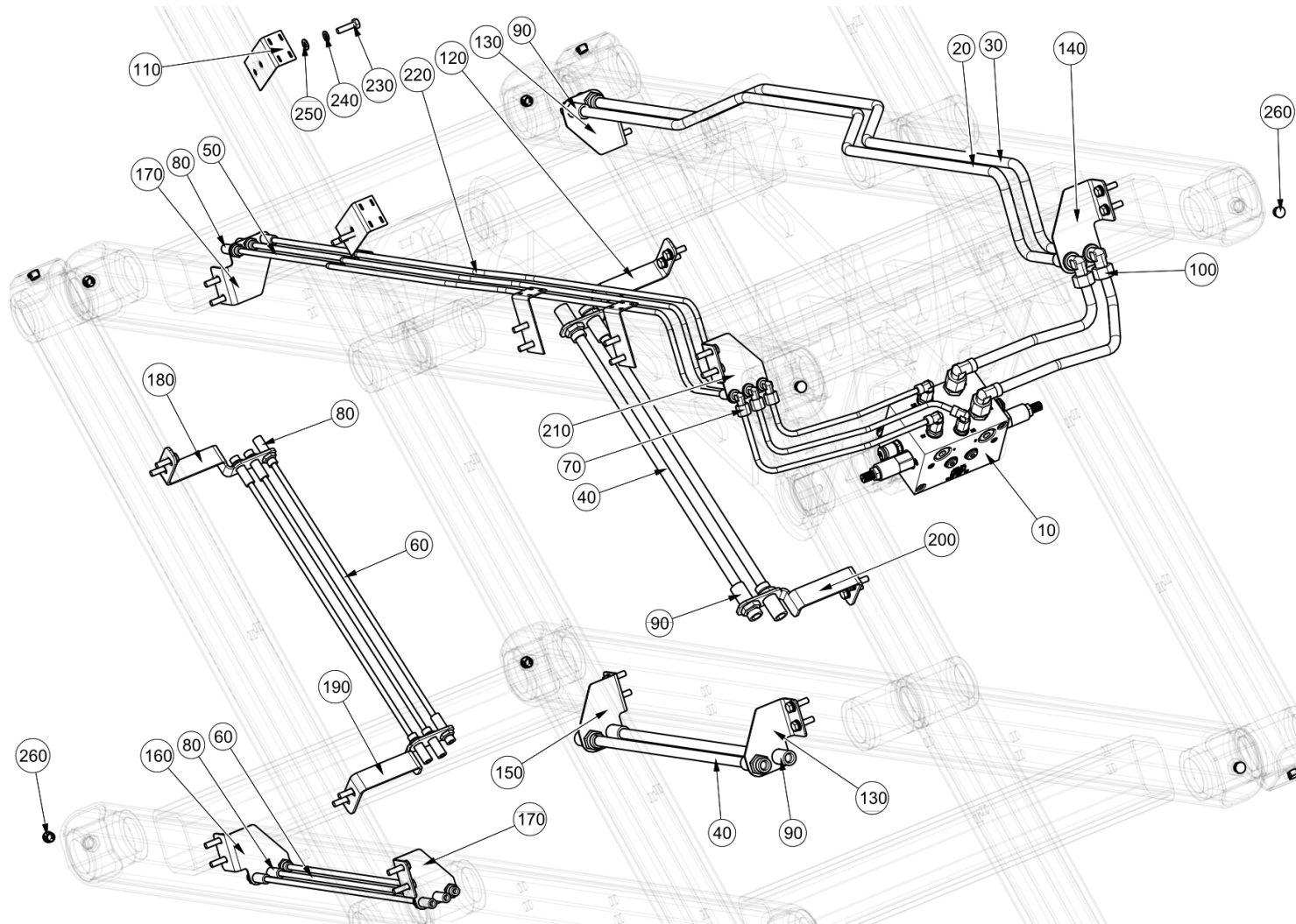


Scissor Hydraulics ( )

Hopper and Scissor Lift\Scissor Hydraulics

Item no.	Part no.	Description	QTY	Unit
20	7034586	Pipe - Hydraulic-Scissors	1	PC
30	7031410	Pipe - Hydraulic-Scissors	1	PC
40	7031414	Pipe - Hydraulic-Scissors	4	PC
50	7031411	Pipe - Hydraulic-Scissors	2	PC
60	7031415	Pipe - Hydraulic-Scissors	6	PC
70	09570473-0	Bulkhead Elbow Connector - M14 x 1.5	3	PC
80	09570456-0	Straight Bulkhead Connector M14 x 1.5	15	PC
90	302-3	Straight Bulkhead Connector - M22 x 1.5	10	PC
100	09570487-0	Bulkhead Elbow Connector - M22 x 1.5	2	PC
110	7035420	Support Bracket	5	PC
120	7034207	Bracket - Hydraulic Pipe-Scissors	1	PC
130	7034205	Bracket - Hydraulic Pipe-Scissors	2	PC
140	7034215	Bracket - Hydraulic Long Pipe-Scissors	1	PC
150	7034203	Bracket - Hydraulic Pipe-Scissors	1	PC
160	7034240	Bracket - Hydraulic 8mm Pipe-Scissors	1	PC
170	7034243	Bracket - Hydraulic 8mm Pipe-Scissors	2	PC
180	7034244	Bracket - Hydraulic 8mm Pipe-Scissors	1	PC
190	7034246	Bracket - Hydraulic 8mm Pipe-Scissors	1	PC
200	7034209	Bracket - Hydraulic Pipe-Scissors	1	PC
210	7034247	Bracket - Hydraulic 8mm Pipe-Scissors	1	PC
220	7034585	Pipe - Hydraulic-Scissors	1	PC
230	92097378-0	Hex Head Screw - M8Cx30 - 8.8	34	PC
240	93699710-0	Spring Washer - Plated M8	34	PC
250	93212011-0	Plain Washer - M8	36	PC

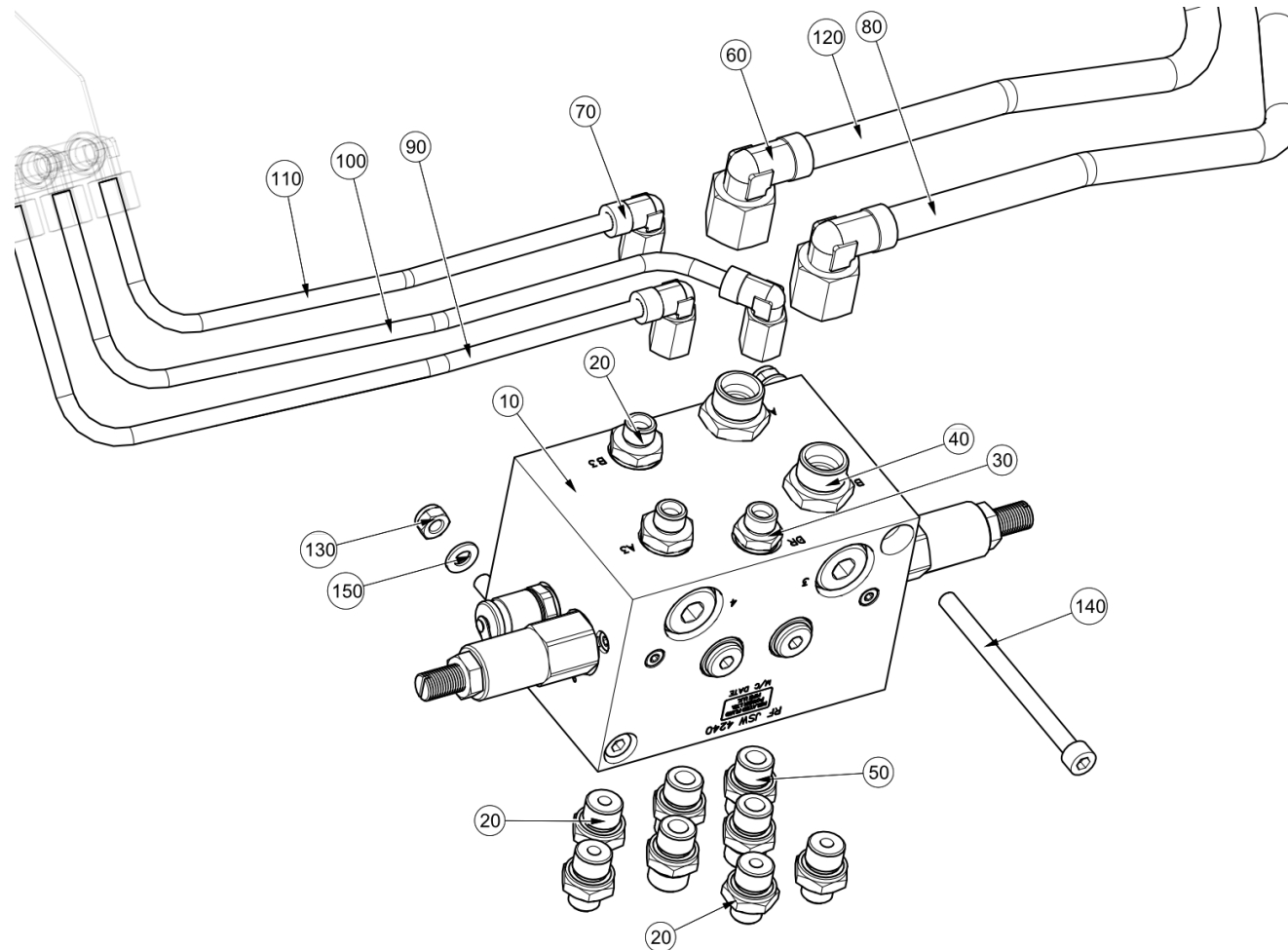
**Scissor Hydraulics ( )**  
Hopper and Scissor Lift\Scissor Hydraulics



**Scissor Hydraulics ( )**  
Hopper and Scissor Lift\Scissor Hydraulics

Item no.	Part no.	Description	QTY	Unit
260	44-70	Plug - Locking Hole, 14.3mm I/D	16	PC

**Hopper Pressure Control Manifold ( )**  
Hopper and Scissor Lift\Scissor Hydraulics\Hopper Pressure Control Manifold



**Hopper Pressure Control Manifold ( )**

Hopper and Scissor Lift\Scissor Hydraulics\Hopper Pressure Control Manifold

Item no.	Part no.	Description	QTY	Unit
10	7031763	Hopper Pressure Control Manifold	1	PC
20	09570102-0	Stud Coupling Male G 3/8" x M14 x 1.5	6	PC
30	09570126-0	Stud Coupling Male G 1/4" x M14x1.5 (8L)	1	PC
40	6601-1326	Stud Coupling Male G 3/8" x M22 x 1.5	2	PC
50	6601-1322	Stud Coupling Male G 3/8" x M18 x 1.5	4	PC
60	6613-0505	Adjustable Male Elbow - M22 x 1.5	2	PC
70	303-1	Adjustable Male Elbow - M14 x 1.5	3	PC
80	7035526	Pipe - Hydraulic-Scissors	1	PC
90	7035527	Pipe - Hydraulic-Scissors	1	PC
100	7035528	Pipe - Hydraulic-Scissors	1	PC
110	7035529	Pipe - Hydraulic-Scissors	1	PC
120	7035525	Pipe - Hydraulic-Scissors	1	PC
130	93085005-0	Nyloc Hex Nut M8C - 8	2	PC
140	92137134-0	Hex Socket Cap Screw - M8Cx110 - 12.9	2	PC
150	93212011-0	Plain Washer - M8	2	PC

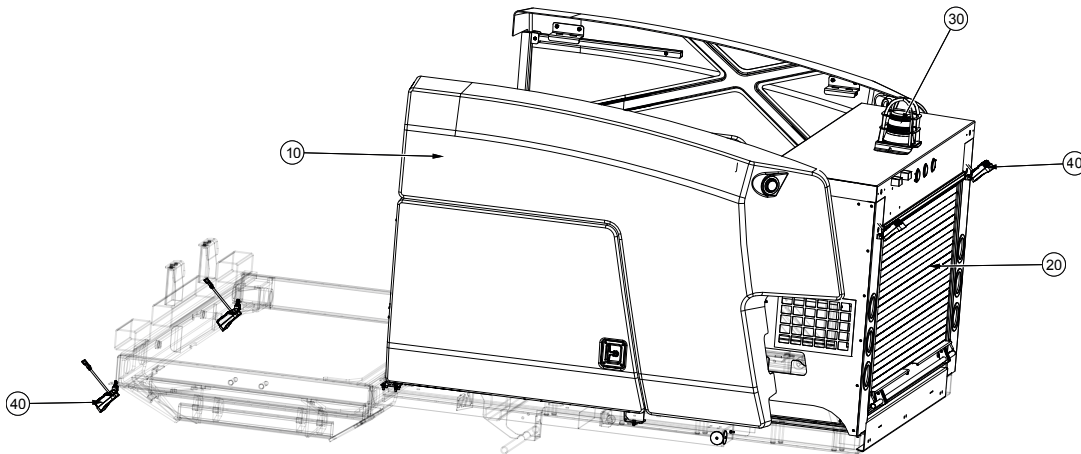
This page is intentionally left blank

# Chapter 6

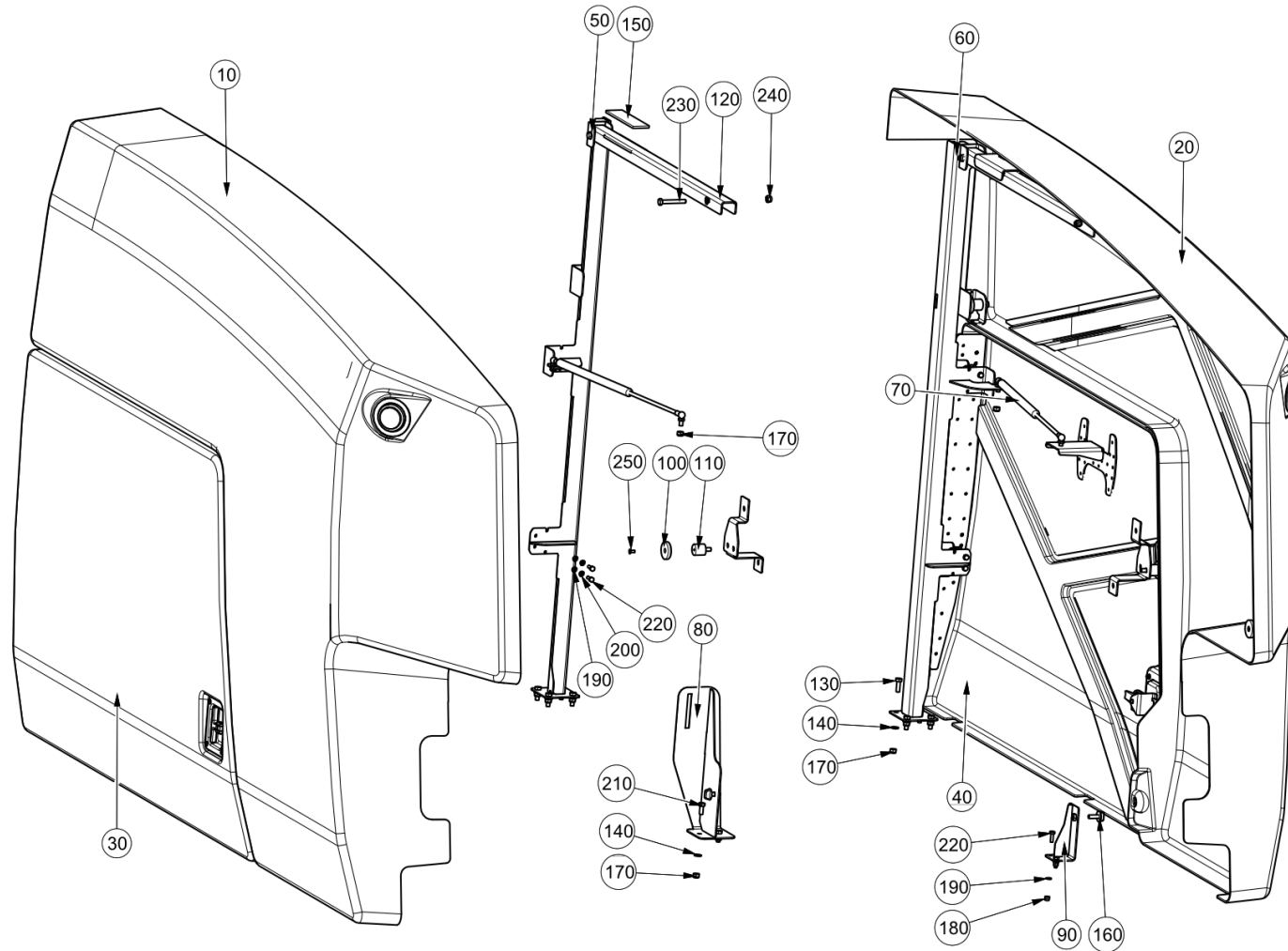
## Trim and Lights

Table of Contents

Section	Page
6.1 Side Panel.....	80
6.2 Rear Panel.....	84
6.3 Beacons.....	88
6.4 Work Lights.....	90



**Side Panel ( )**  
Trim and Lights\Side Panel



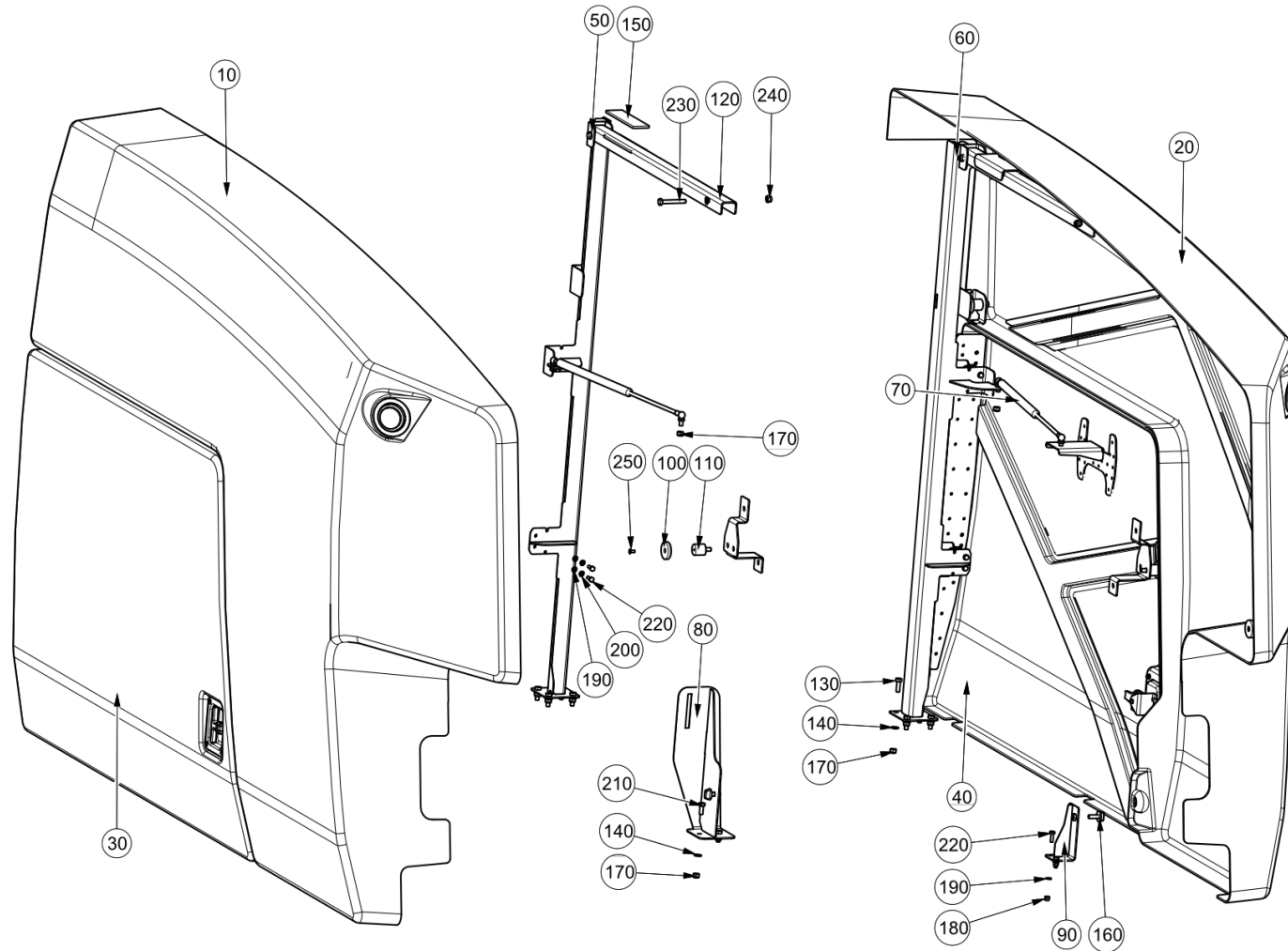


Side Panel ( )

Trim and Lights\Side Panel

Item no.	Part no.	Description	QTY	Unit
10	7039540	Main Panel S/Assy- LH	1	PC
20	7039541	Main Panel S/Assy- RH	1	PC
30	7039497	Door Panel S/Assy- LH	1	PC
40	7039529	Door Panel S/Assy- RH	1	PC
50	7035755	Door Mounting LH Welded Assembly	1	PC
60	7035757	Door Mounting RH Welded Assembly	1	PC
70	7036925	Gas Strut - 50N	2	PC
80	7036649	Latch Plate Welded Assembly	1	PC
90	7034140	Upright RH Welded Assembly	1	PC
100	211-37	Magnet - Pot Type, 40mm OD	2	PC
110	7039539	Mount- M5 Female/M8 Male	2	PC
120	7035211	Support, Panel Mounting	2	PC
130	92097376-0	Hex Head Screw - M8Cx25 - 8.8	8	PC
140	93212011-0	Plain Washer - M8	14	PC
150	7041676	Spacer, 5mm THK	8	PC
160	440-60	Wing Screw With Washer M8x1.25	2	PC
170	93085005-0	Nyloc Hex Nut M8C - 8	14	PC
180	93085004-0	Nyloc Hex Nut M6C - 8	2	PC
190	93212009-0	Plain Washer - M6	10	PC
200	93699708-0	Spring Washer - Plated M6	8	PC
210	92097374-0	Hex Head Screw - M8Cx20 - 8.8	2	PC
220	92097301-0	Hex Head Screw - M6Cx20 - 8.8	10	PC
230	92067387-0	Hex Head Bolt - M8Cx60 - 8.8	4	PC
240	93085805-0	Nyloc Hex Nut M8C - 8	4	PC

**Side Panel ( )**  
Trim and Lights\Side Panel

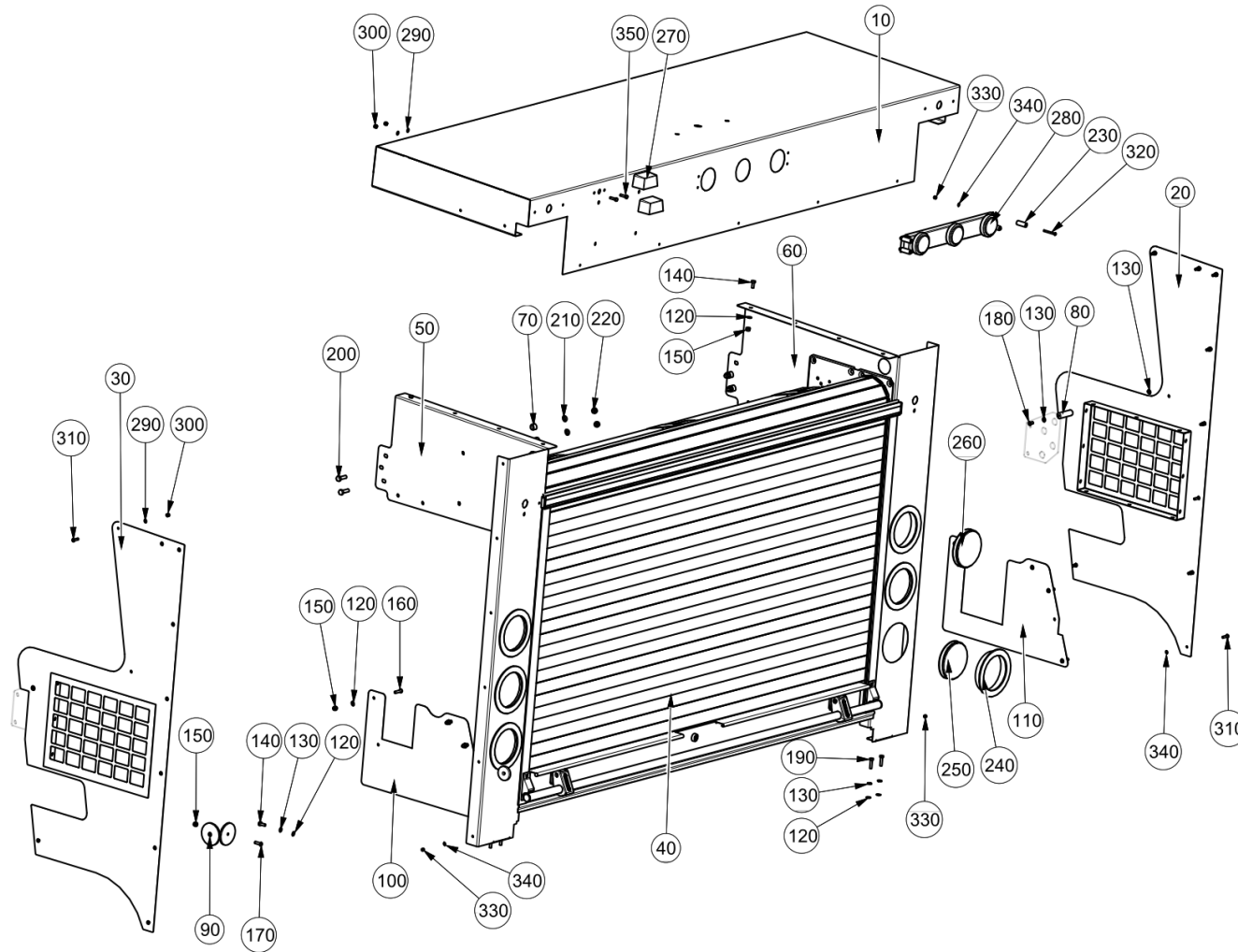


Side Panel ( )

Trim and Lights\Side Panel

Item no.	Part no.	Description	QTY	Unit
250	92153032-0	Hex Socket CSK Screw M5Cx12 10.9	2	PC
260	46-442	Connection Lead - Double Seal Pig Tail	2	PC

Rear Panel ( )  
Trim and Lights\Rear Panel

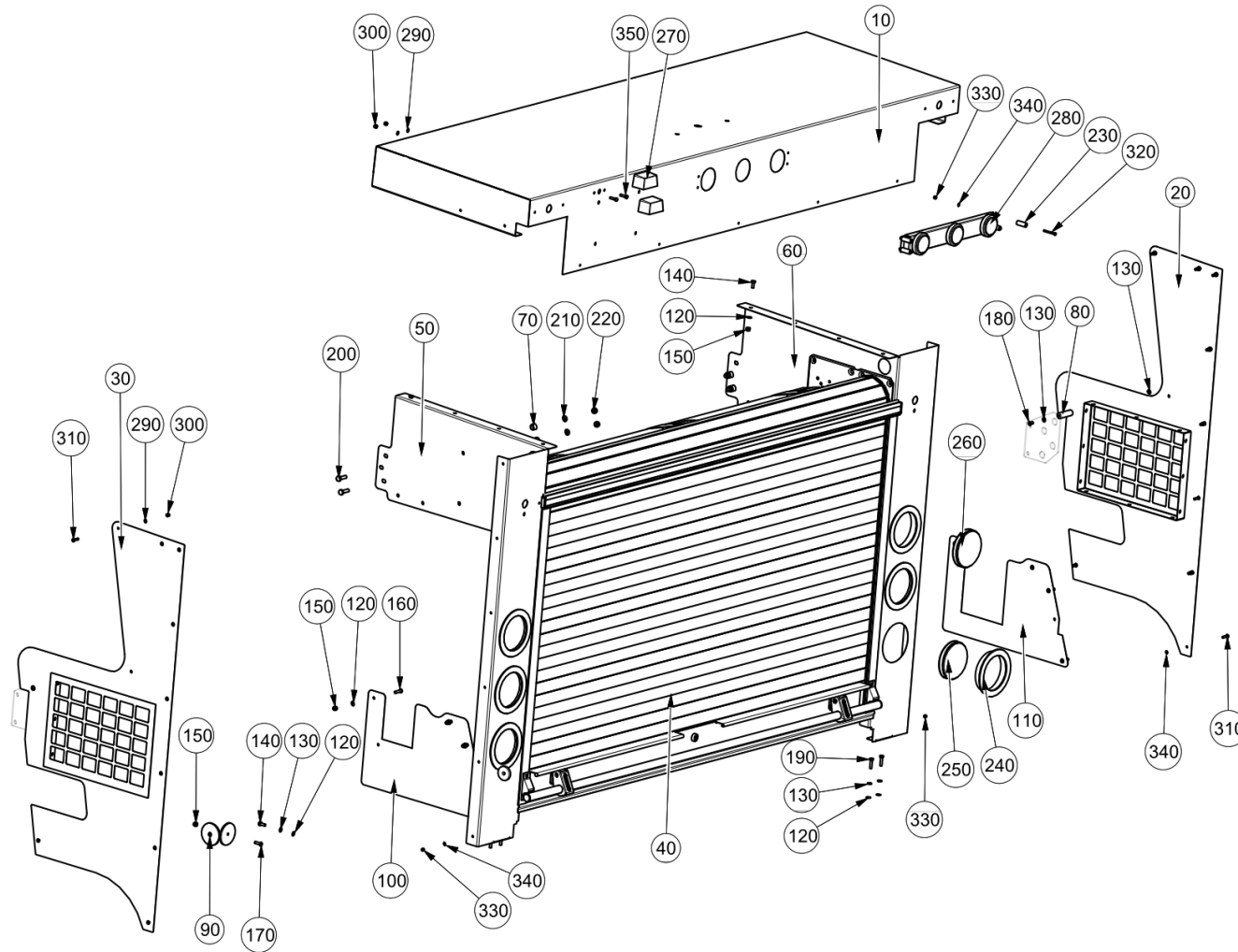


Rear Panel ( )

Trim and Lights\Rear Panel

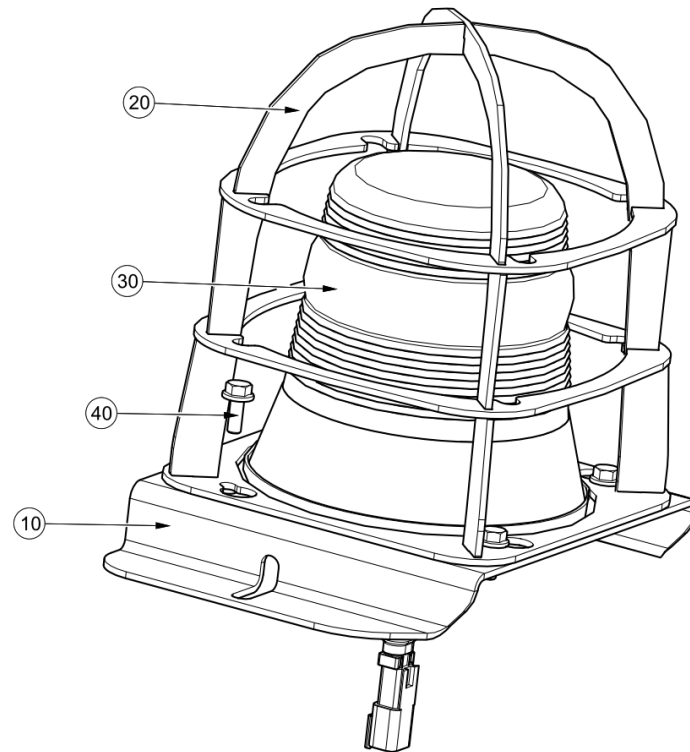
Item no.	Part no.	Description	QTY	Unit
10	7035600	Top Closing Panel	1	PC
20	7038727	Side Panel Welded Assembly	1	PC
30	7037405	Side Panel Welded Assembly	1	PC
40	7045049	Roller Shutter Assembly	1	PC
50	7034972	Rear Panel LH Light Mount	1	PC
60	7034973	Rear Panel RH Light Mount	1	PC
70	56569-10	Spacer - 16 Dia x 11 M8	4	PC
80	7037248	Rear Panel Spacer	2	PC
90	46-438	Reflector - Round 2" Centre Mounted Red	4	PC
100	7042430	LH Rear Storage tray side	1	PC
110	7042431	RH Rear Storage tray side	1	PC
120	93212009-0	Plain Washer - M6	20	PC
130	93699708-0	Spring Washer - Plated M6	10	PC
140	92097299-0	Hex Head Screw - M6Cx16 - 8.8	4	PC
150	93085004-0	Nyloc Hex Nut M6C - 8	14	PC
160	92330036-0	Hex Skt Button Head Screw M6x25 - 10.9	8	PC
170	92330035-0	Hex Skt Button Head Screw M6x20 - 10.9	4	PC
180	92330033-0	Hex Skt Button Head Screw M6x12 - 10.9	4	PC
190	92097303-0	Hex Head Screw - M6Cx25 - 8.8	4	PC
200	92097378-0	Hex Head Screw - M8Cx30 - 8.8	4	PC
210	93212011-0	Plain Washer - M8	4	PC
220	93085005-0	Nyloc Hex Nut M8C - 8	4	PC
230	7035832	Spacer Top Marker	4	PC
240	745-126	Mounting - Black ABS	6	PC

Rear Panel ( )  
Trim and Lights\Rear Panel



**Rear Panel ( )**  
Trim and Lights\Rear Panel

Item no.	Part no.	Description	QTY	Unit
250	745-124	LED Stop /Tail /Turn Lamp 12v	4	PC
260	745-125	LED Backup Lamp 4" 12v	2	PC
270	46-120	Lamp - Number Plate 12v	2	PC
280	745-91	LED Bar Lamp - 12v	1	PC
290	93210109-0	Plain Washer M5	17	PC
300	93085003-0	Nyloc Hex Nut M5C - 8	17	PC
310	92330027-0	Hex Skt Button Head Screw M5x20 - 10.9	18	PC
320	138-44	Hex Skt Button Head Screw M4x40 - 10.9	4	PC
330	93085002-0	Nyloc Hex Nut M4C - 8	8	PC
340	93212007-0	Plain Washer M4	8	PC
350	92097265-0	Hex Head Screw - M5Cx20 - 8.8	4	PC

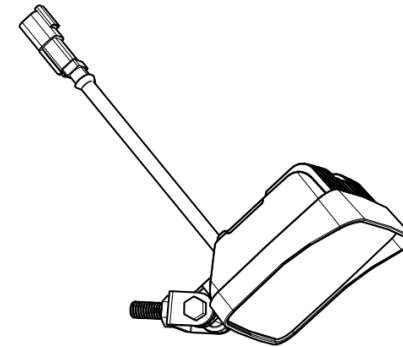
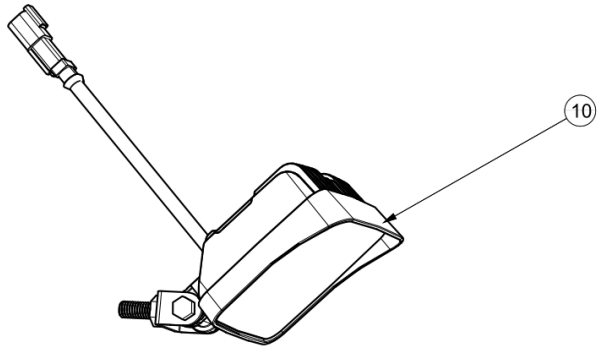




**Beacons ( )**

Trim and Lights\Beacons

Item no.	Part no.	Description	QTY	Unit
10	295079-1	Beacon Base W/Assy	1	PC
20	295078-1	Beacon Cage W/Assy	1	PC
30	46-426	LED Beacon 12/24	1	PC
40	92119004-0	Hex Flange Bolt - M6Cx16 - 8.8	4	PC



**Work Lights ( )**

Trim and Lights\Work Lights

Item no.	Part no.	Description	QTY	Unit
10	7023519	LED Work Lamp 9 - 36v	4	PC
11	7040211	Hopper Worklight Bracket	2	PC
Hopper Worklight Bracket				

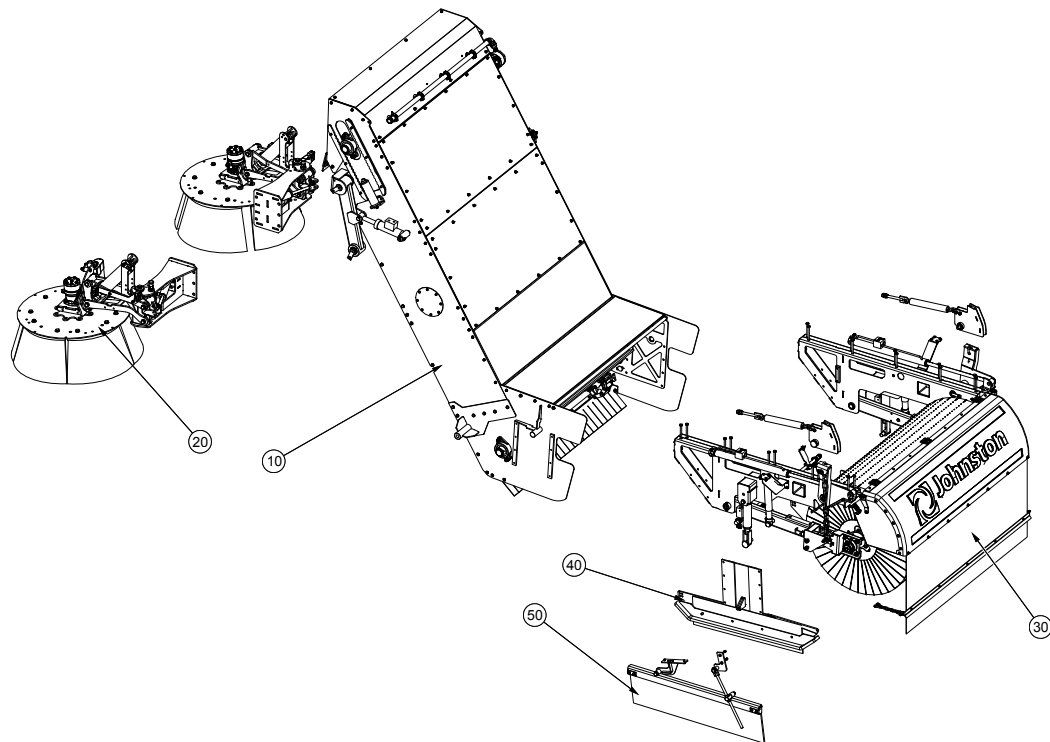
This page is intentionally left blank

# Chapter 7 Sweepgear

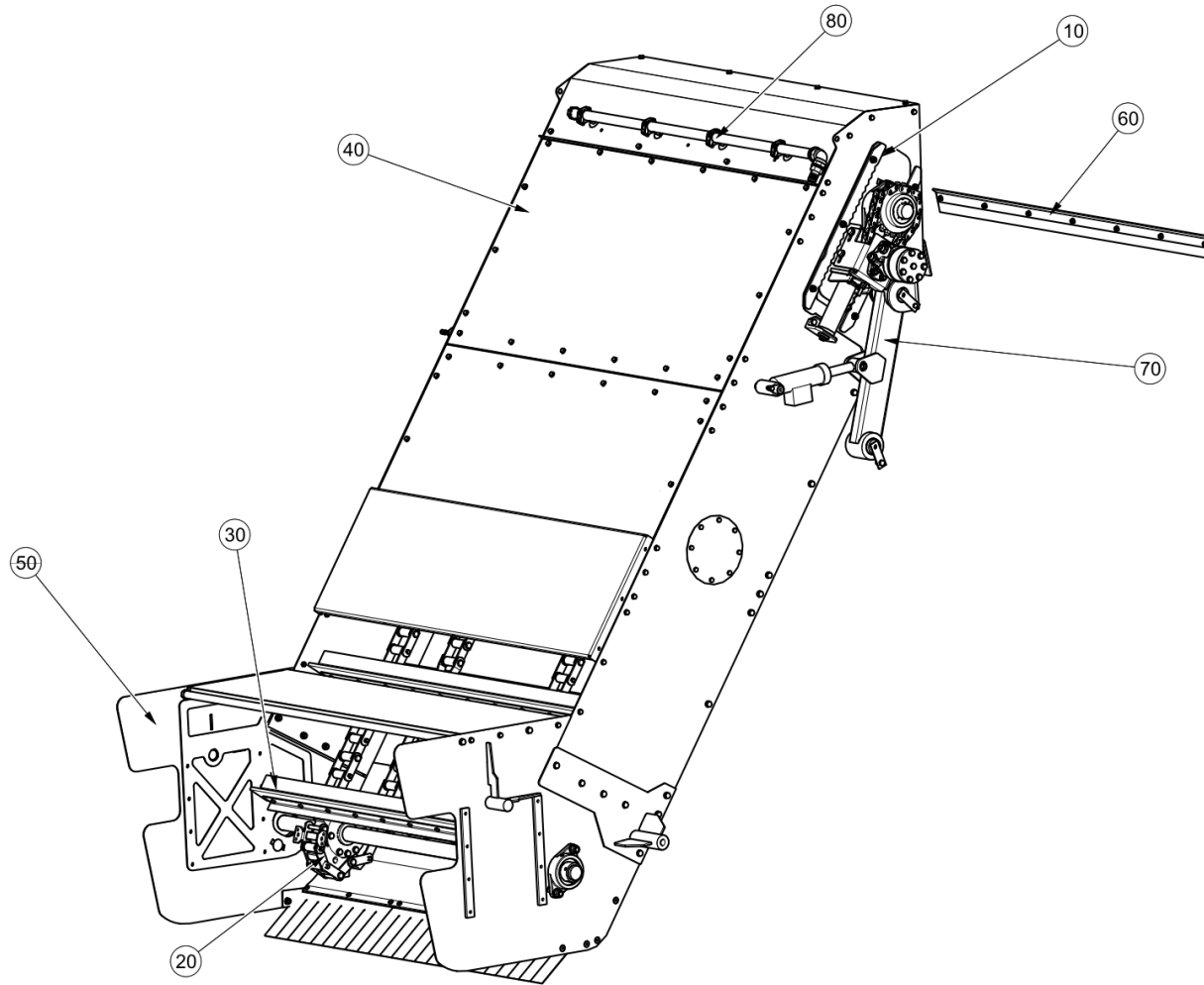
## Table of Contents

### Section Page

7.1 Elevator.....	94
7.2 Gutter Broom.....	118
7.3 Rear Broom.....	130
7.4 Side Drag Shoes.....	152
7.5 Side Drag Curtain.....	154

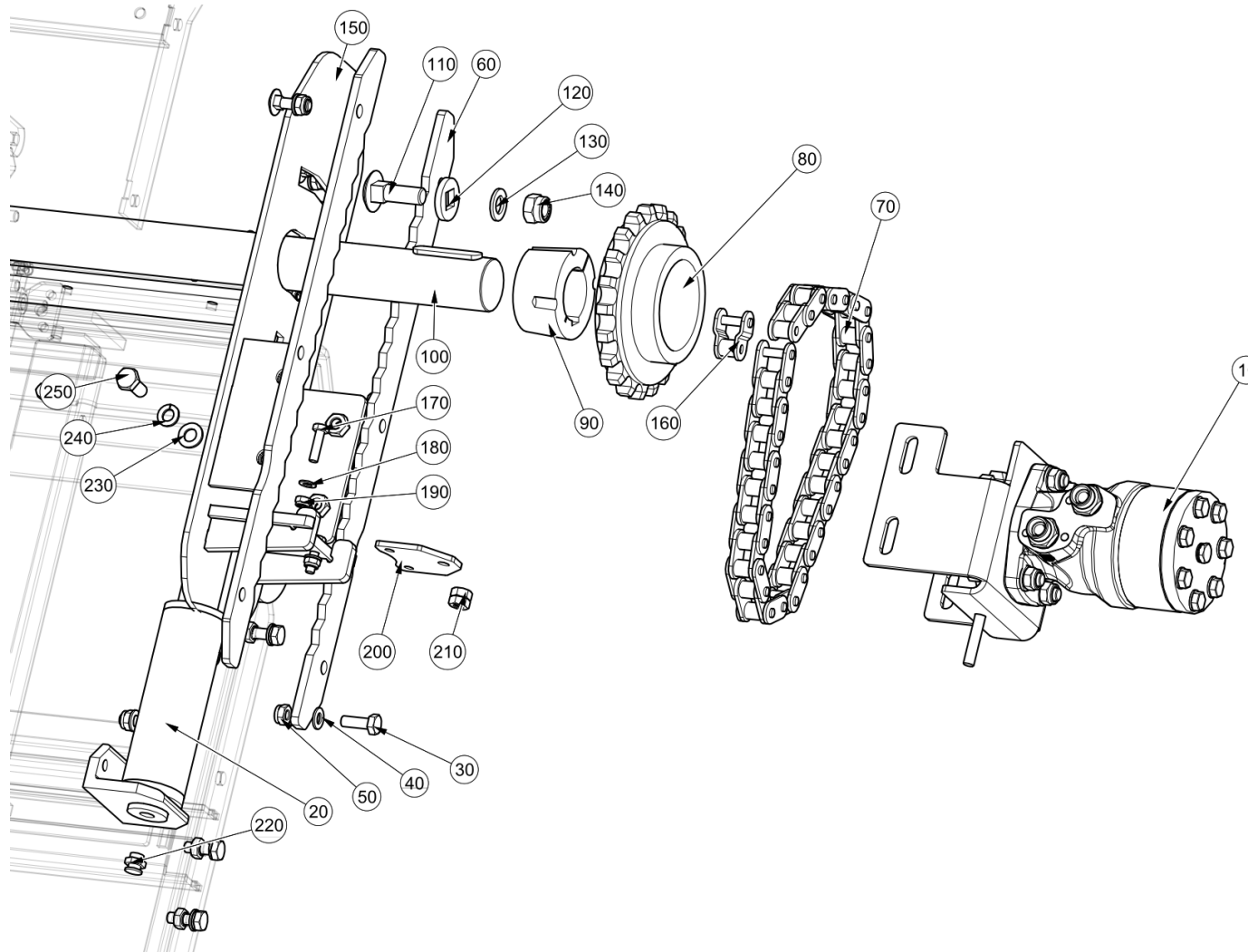


**Elevator ( )**  
Sweepgear\Elevator



This page is intentionally left blank

**Elevator Dress Assembly Part 1 ( )**  
Sweepgear\Elevator\Elevator Dress Assembly Part 1

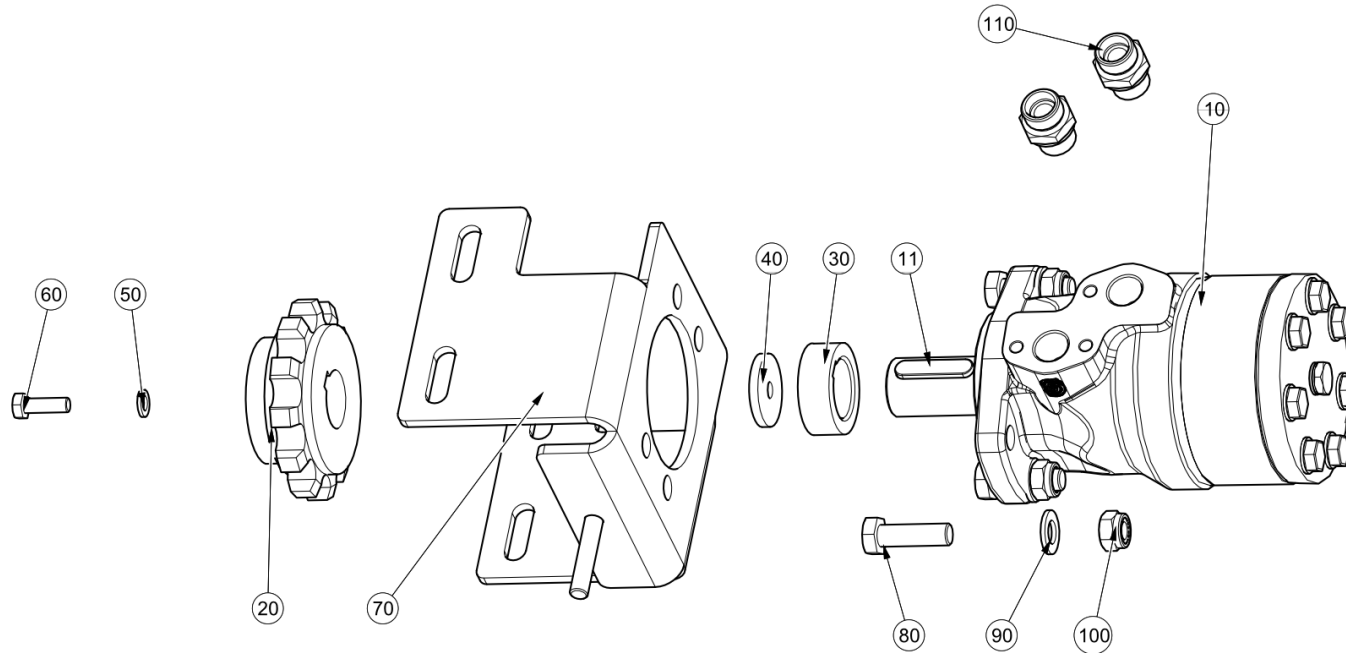




**Elevator Dress Assembly Part 1 ( )**  
Sweepgear\Elevator\Elevator Dress Assembly Part 1

Item no.	Part no.	Description	QTY	Unit
20	7028004	Elevator Tensioner Grease	2	PC
30	92097414-0	Hex Head Screw - M10Cx30 - 8.8	5	PC
40	93212012-0	Plain Washer - M10	13	PC
50	93085006-0	Nyloc Hex Nut M10C - 8	9	PC
60	7027853	Retainer Chain Tensioner	4	PC
70	7028922	Elevator Drive Chain	1	PC
80	279-12	Transmission Sprocket T16B1-21T	1	PC
90	279-13	Taper Bush - 50mm Bore	1	PC
110	136-83	Round Head Square Neck Bolt-M16Cx50-4.6	2	PC
120	7029081	Spacer Bearing Holder	2	PC
130	93210523-0	Plain Washer - M16	2	PC
140	93085009-0	Nyloc Hex Nut M16C - 8	2	PC
150	7027870	Elevator Chain Adjuster	1	PC
160	279-11	Chain Connecting Link - No 12	1	PC
170	92097378-0	Hex Head Screw - M8Cx30 - 8.8	2	PC
180	93212011-0	Plain Washer - M8	3	PC
190	93085005-0	Nyloc Hex Nut M8C - 8	4	PC
200	7039690	Motor Jack Plate	1	PC
210	93056082-0	Hex Nut M10F-8	2	PC
220	38-35	Grease Nipple Straight G1/4x1/4-19 BSPP	9	PC
230	93212013-0	Plain Washer M12	8	PC
240	93699712-0	Spring Washer - Plated M12	4	PC
250	92097450-0	Hex Head Screw - M12Cx30 - 8.8	4	PC

**Elevator Motor Assembly ( )**  
Sweepgear\Elevator\Elevator Dress Assembly Part 1\Elevator Motor Assembly

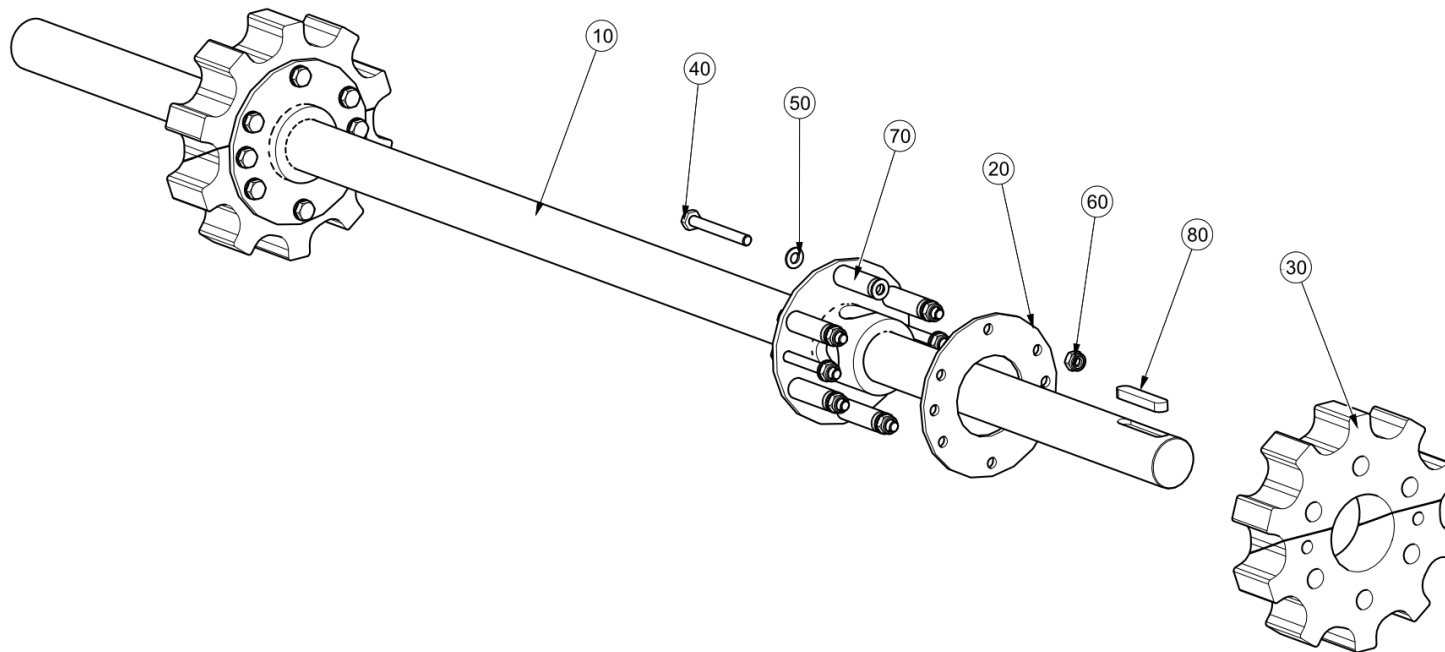


**Elevator Motor Assembly ( )**

Sweepgear\Elevator\Elevator Dress Assembly Part 1\Elevator Motor Assembly

Item no.	Part no.	Description	QTY	Unit
10	7029413	Hydraulic Motor - 315cc 32mm Key Shaft	1	PC
11	09524063-0	Parallel Key 10x8x45	1	PC
20	7029190	Machined Transmission Sprocket 12T	1	PC
30	7030102	Spacer Sprocket	1	PC
40	7029249	Large Washer	1	PC
50	93699710-0	Spring Washer - Plated M8	1	PC
60	92097376-0	Hex Head Screw - M8Cx25 - 8.8	1	PC
70	7039698	Elevator Mount W/Assy	1	PC
80	92097452-0	Hex Head Screw - M12Cx40 - 8.8	4	PC
90	93212013-0	Plain Washer M12	4	PC
100	93085007-0	Nyloc Hex Nut M12C - 8	4	PC
110	6601-1329	Stud Coupling Male G 1/2" x M22 x 1.5	2	PC

**Driven Shaft Assembly ( )**  
Sweepgear\Elevator\Elevator Dress Assembly Part 1\Driven Shaft Assembly

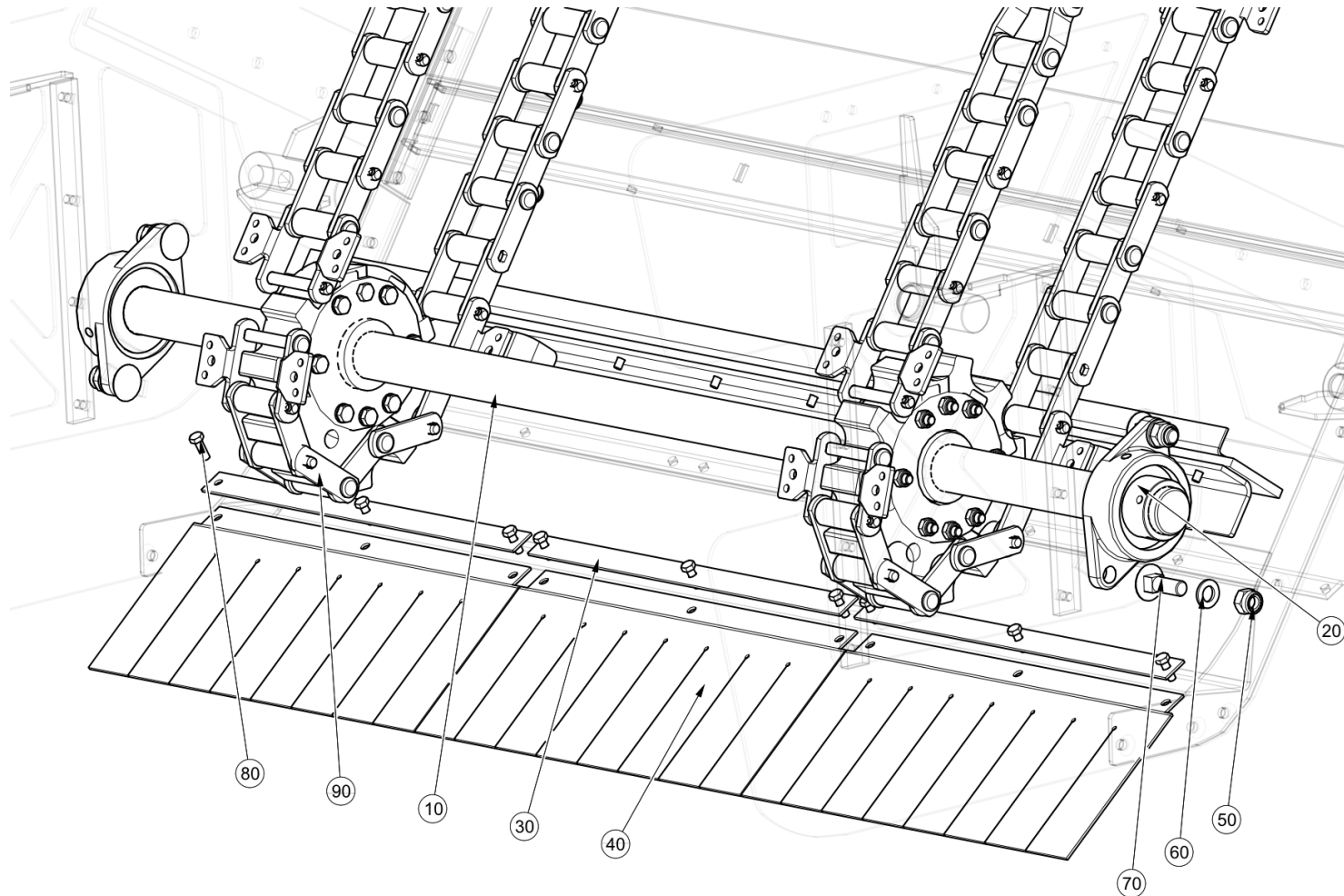


**Driven Shaft Assembly ( )**

Sweepgear\Elevator\Elevator Dress Assembly Part 1\Driven Shaft Assembly

Item no.	Part no.	Description	QTY	Unit
10	7027800	Shaft Upper Elevator Welded	1	PC
20	7027788	Retainer Plate Elevator	2	PC
30	7027802	Sprocket Drive Elevator	2	PC
40	6105-1261	Hex Head Bolt - M10Cx85 - 8.8	16	PC
50	93212012-0	Plain Washer - M10	32	PC
60	93085006-0	Nyloc Hex Nut M10C - 8	16	PC
70	7027790	Sleeve Sprocket Elevator	12	PC
80	6323-2911	Parallel Key 14x9x70	1	PC

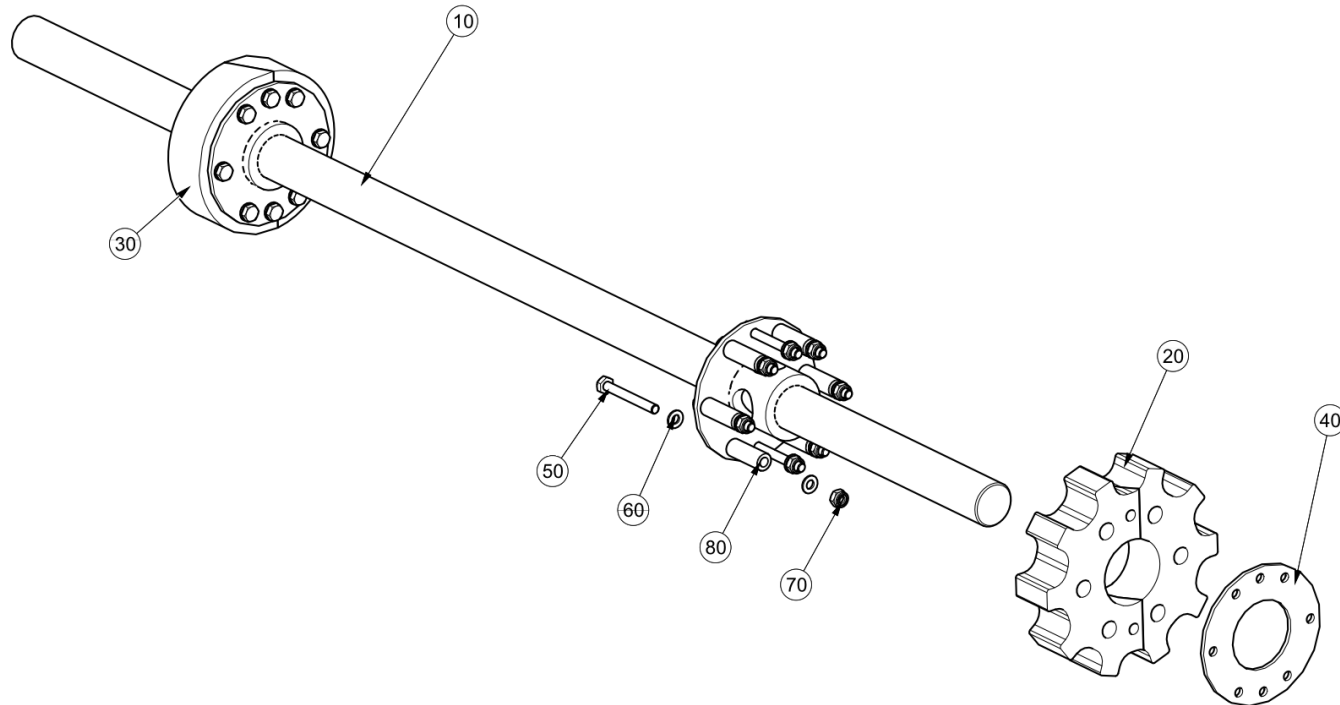
**Elevator Dress Assembly Part 2 ( )**  
Sweepgear\Elevator\Elevator Dress Assembly Part 2



**Elevator Dress Assembly Part 2 ( )**  
Sweepgear\Elevator\Elevator Dress Assembly Part 2

Item no.	Part no.	Description	QTY	Unit
20	16-23	50mm Bore Flange Bearing Unit	4	PC
30	7034660	Retaining Strip Drag Curtain	3	PC
40	7034661	Curtain Rubber Elevator	3	PC
50	93085009-0	Nyloc Hex Nut M16C - 8	4	PC
60	93210523-0	Plain Washer - M16	4	PC
70	136-83	Round Head Square Neck Bolt-M16Cx50-4.6	4	PC
80	92097376-0	Hex Head Screw - M8Cx25 - 8.8	9	PC
90	7027940	Elevator Chain	2	PC

**Idler Shaft Assembly ( )**  
Sweepgear\Elevator\Elevator Dress Assembly Part 2\Idler Shaft Assembly



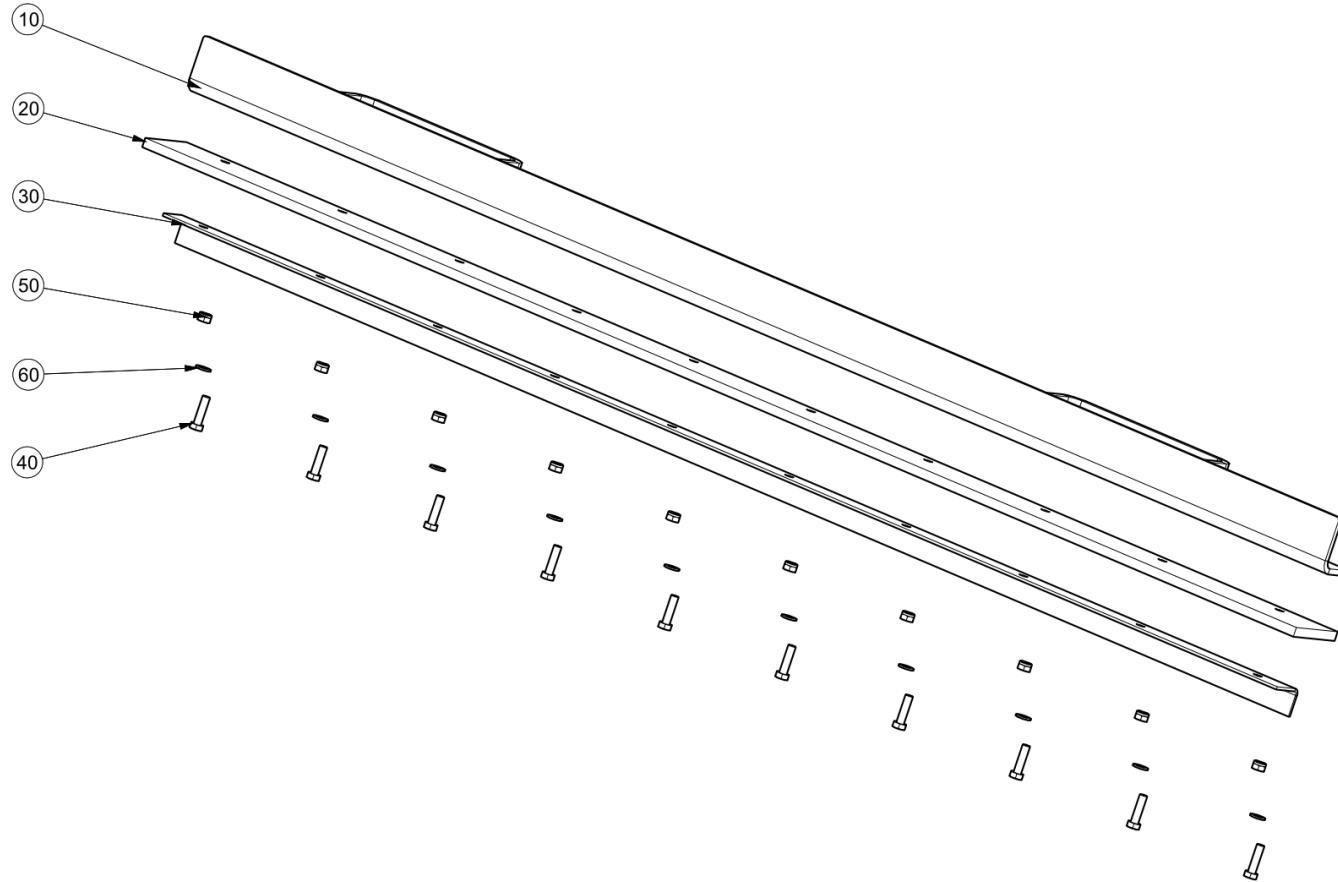


**Idler Shaft Assembly ( )**

Sweepgear\Elevator\Elevator Dress Assembly Part 2\Idler Shaft Assembly

Item no.	Part no.	Description	QTY	Unit
10	7027783	Shaft Lower Elevator Welded	1	PC
20	7027802	Sprocket Drive Elevator	1	PC
30	7027804	Idler Sprocket Elevator	1	PC
40	7027788	Retainer Plate Elevator	2	PC
50	6105-1261	Hex Head Bolt - M10Cx85 - 8.8	16	PC
60	93212012-0	Plain Washer - M10	32	PC
70	93085006-0	Nyloc Hex Nut M10C - 8	16	PC
80	7027790	Sleeve Sprocket Elevator	12	PC

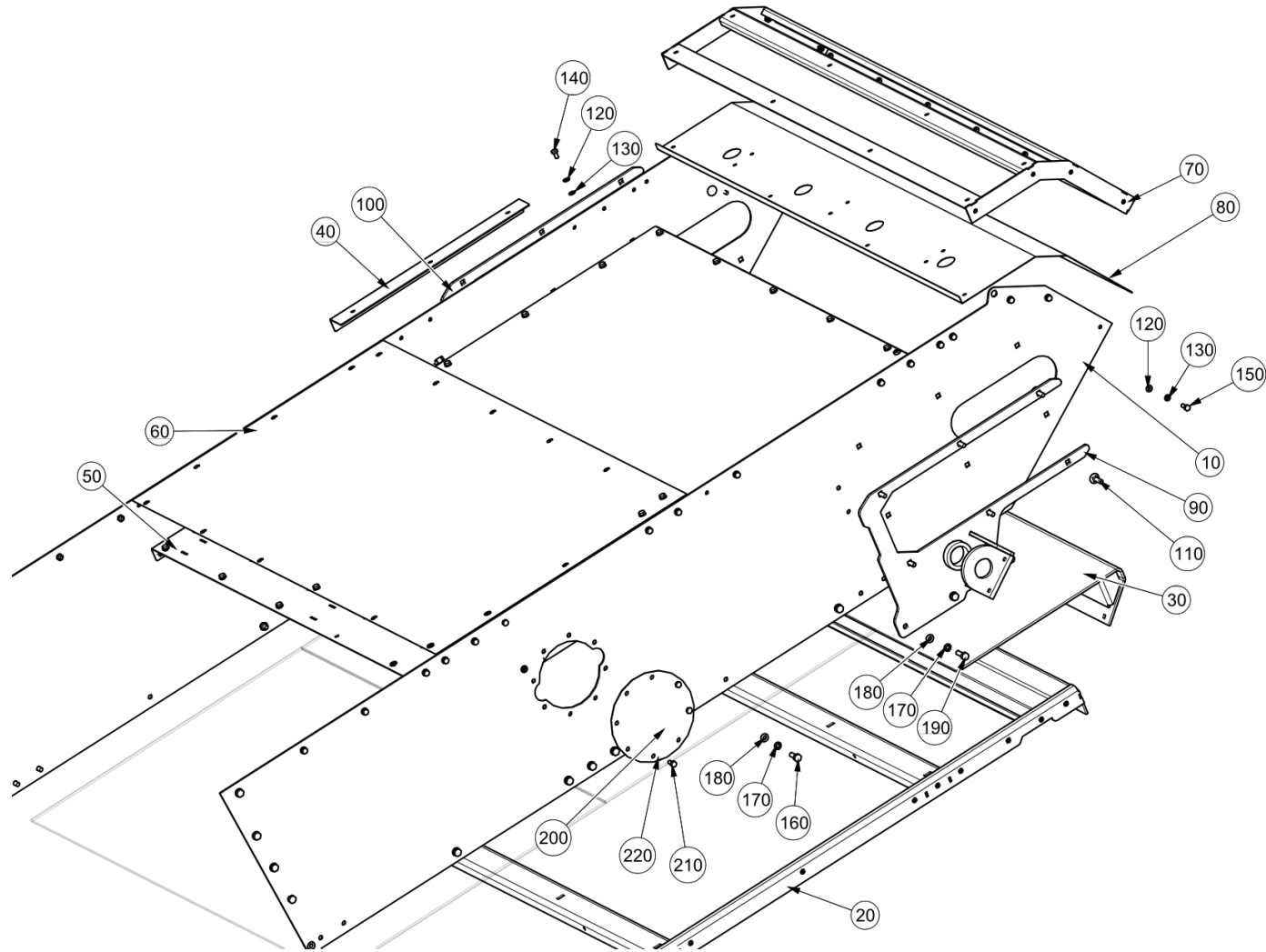
**Elevator Flight Assembly ( )**  
Sweepgear\Elevator\Elevator Flight Assembly



**Elevator Flight Assembly ( )**  
Sweepgear\Elevator\Elevator Flight Assembly

Item no.	Part no.	Description	QTY	Unit
10	7030843	Elevator Flight W/Assy	12	PC
20	7030845	Elevator Flight Curtain	12	PC
30	7030959	Clamp Strip	12	PC
40	92097378-0	Hex Head Screw - M8Cx30 - 8.8	120	PC
50	93085005-0	Nyloc Hex Nut M8C - 8	120	PC
60	93212011-0	Plain Washer - M8	120	PC

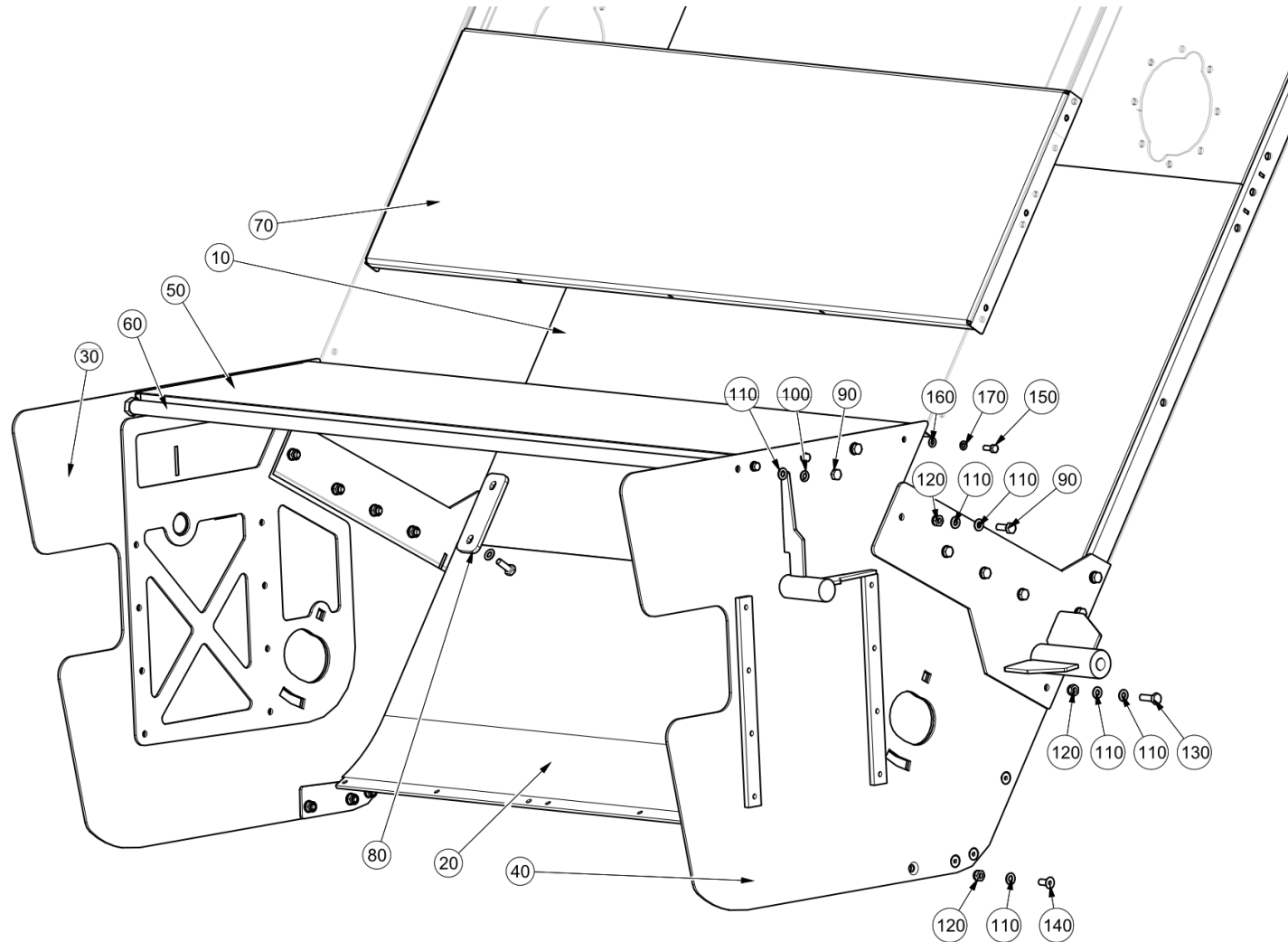
**Elevator Assembly Part 1 ( )**  
Sweepgear\Elevator\Elevator Assembly Part 1



**Elevator Assembly Part 1 ( )**  
Sweepgear\Elevator\Elevator Assembly Part 1

Item no.	Part no.	Description	QTY	Unit
10	7026520	Side Panel	2	PC
20	7026502	Floor Frame Weld Assembly	1	PC
30	7031264	Top Panel - Weld Assy	1	PC
40	7026679	Support Weld Assy	4	PC
50	7026712	Support Weld Assy	3	PC
60	7026739	Cover - Elevator	2	PC
70	7026826	Frame Top Cover W/A	1	PC
80	7040034	Elevator top cover W\Assy	1	PC
90	7027676	RH Elevator Ram Side Mount	1	PC
100	7027675	LH Elevator Ram Side Mount	1	PC
110	92555585-0	Round Head Square Neck Bolt-M10Cx35-4.6	14	PC
120	93212011-0	Plain Washer - M8	16	PC
130	93699710-0	Spring Washer - Plated M8	83	PC
140	92097372-0	Hex Head Screw - M8Cx16 - 8.8	83	PC
150	92097375-0	Hex Head Screw - M8Cx22 - 8.8	46	PC
160	92097414-0	Hex Head Screw - M10Cx30 - 8.8	49	PC
170	93699711-0	Spring Washer - Plated M10	47	PC
180	93212012-0	Plain Washer - M10	74	PC
190	92097415-0	Hex Head Screw - M10Cx35 - 8.8	8	PC
200	7028959	Cover Plate Elevator Side	2	PC
210	92097374-0	Hex Head Screw - M8Cx20 - 8.8	16	PC
220	93085005-0	Nyloc Hex Nut M8C - 8	16	PC

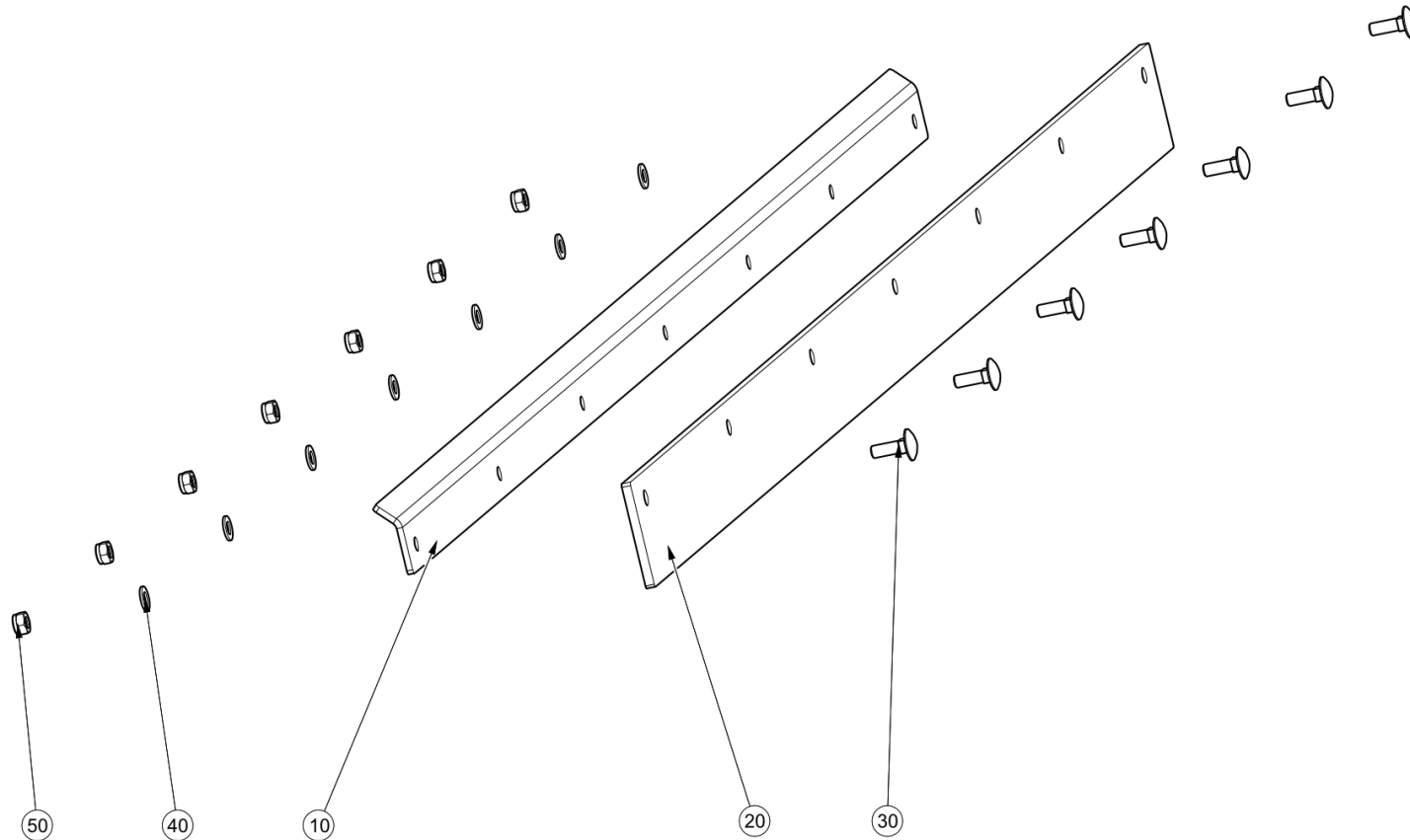
**Elevator Assembly Part 2 ( )**  
Sweepgear\Elevator\Elevator Assembly Part 2



**Elevator Assembly Part 2 ( )**  
Sweepgear\Elevator\Elevator Assembly Part 2

Item no.	Part no.	Description	QTY	Unit
10	7030918	Centre Drag Pan - W/Assy	2	PC
20	7043951	Bottom Panel W/Assy	1	PC
30	7045625	Elevator Side Panel LH Base	1	PC
40	7045626	Elevator Side Panel RH Base	1	PC
50	7028871	Elevator Lower Plate	1	PC
60	7034778	Support Bar W/Assy	2	PC
70	7026940	Bottom Cover - W/Assy	1	PC
80	7026582	Clamp Bar	3	PC
90	92097414-0	Hex Head Screw - M10Cx30 - 8.8	25	PC
100	93699711-0	Spring Washer - Plated M10	17	PC
110	93212012-0	Plain Washer - M10	45	PC
120	93085006-0	Nyloc Hex Nut M10C - 8	18	PC
130	92097415-0	Hex Head Screw - M10Cx35 - 8.8	2	PC
140	92153081-0	Hex Socket CSK Screw M10Cx25 10.9	8	PC
150	92097375-0	Hex Head Screw - M8Cx22 - 8.8	7	PC
160	93212011-0	Plain Washer - M8	7	PC
170	93699710-0	Spring Washer - Plated M8	7	PC

**Curtain Elevator Top ( )**  
Sweepgear\Elevator\Curtain Elevator Top



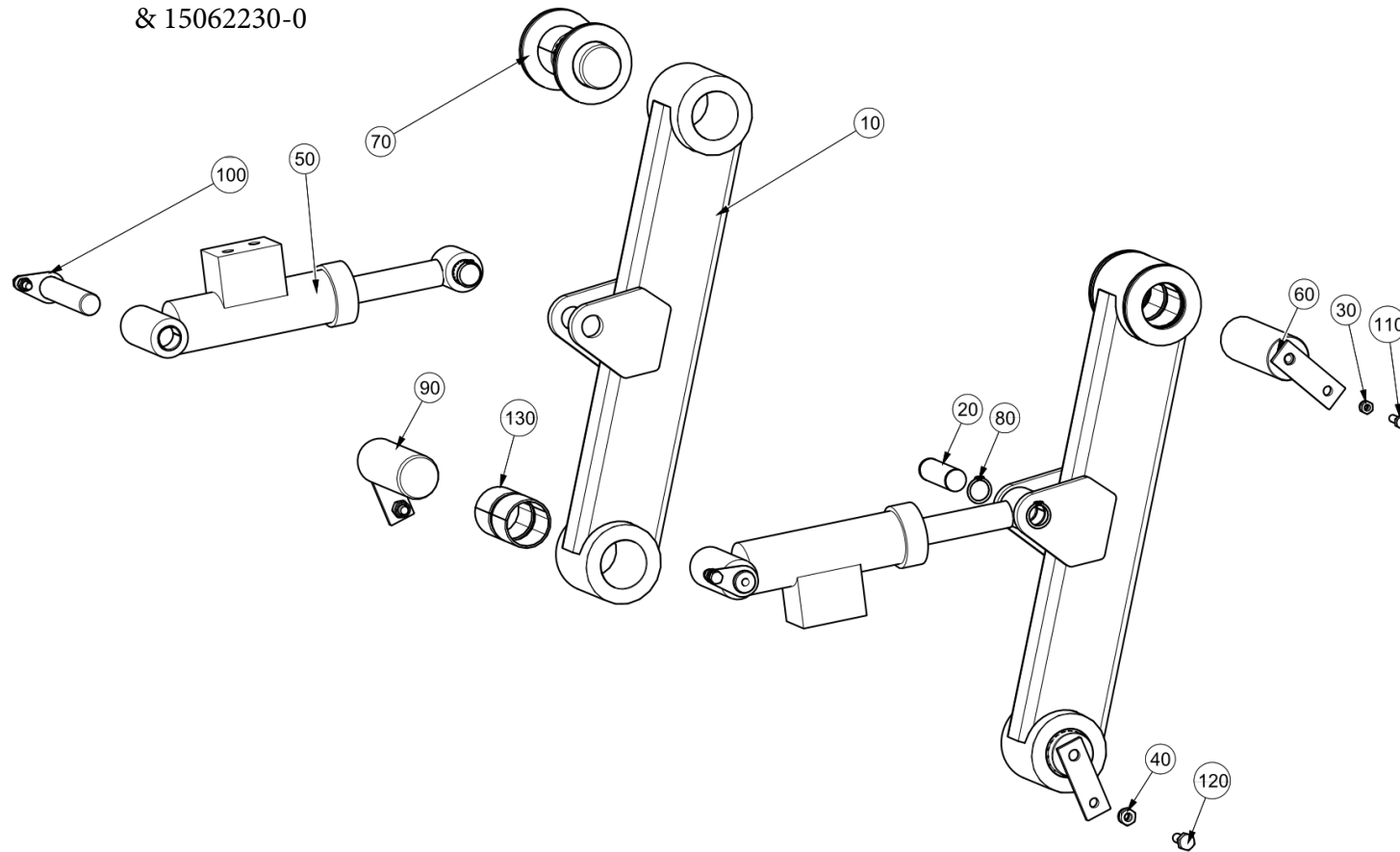


**Curtain Elevator Top ( )**  
Sweepgear\Elevator\Curtain Elevator Top

Item no.	Part no.	Description	QTY	Unit
10	7027724	Retainer Seal Cowl Hopper	1	PC
20	7027723	Curtain Elevator Top	1	PC
30	92555555-0	Round Head Square Neck Bolt-M8Cx25-4.6	7	PC
40	93212011-0	Plain Washer - M8	7	PC
50	93085005-0	Nyloc Hex Nut M8C - 8	7	PC

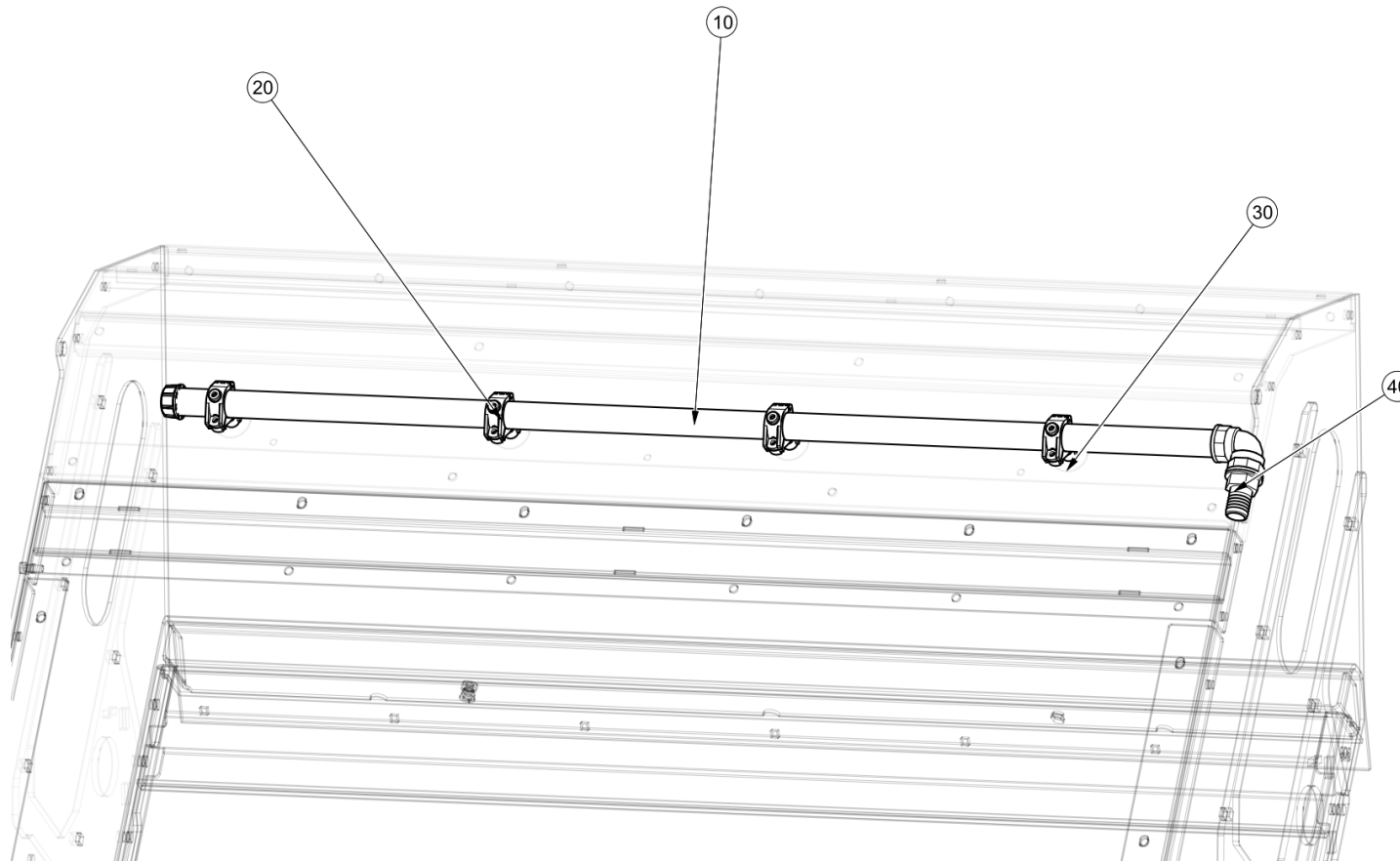
**Elevator Installation ( )**  
Sweepgear\Elevator\Elevator Installation

Fittings are 303-1  
& 15062230-0



**Elevator Installation ( )**  
Sweepgear\Elevator\Elevator Installation

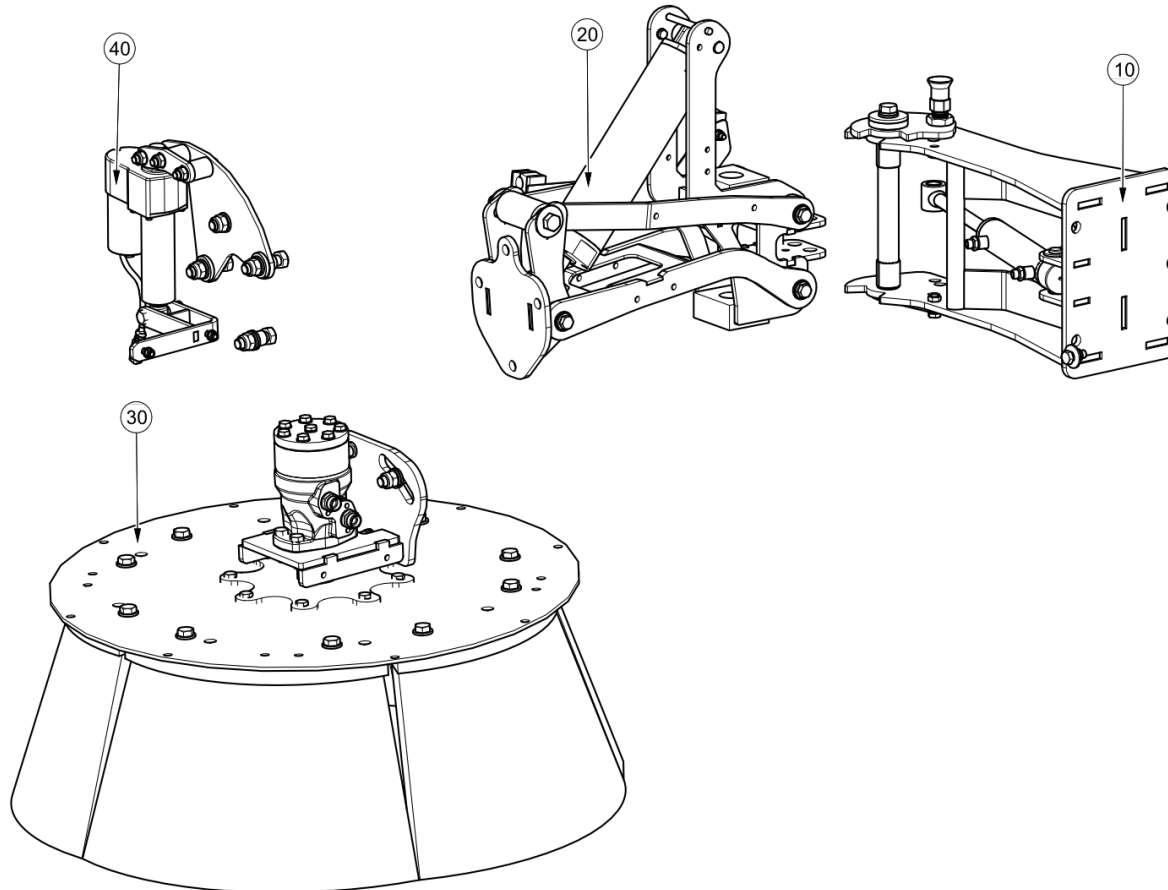
Item no.	Part no.	Description	QTY	Unit
10	7028931	Elevator Arm Weldment	2	PC
20	7027958	Pin Elevator Ram	2	PC
30	93085005-0	Nyloc Hex Nut M8C - 8	4	PC
40	93085006-0	Nyloc Hex Nut M10C - 8	2	PC
50	7029241	Elevator Retract Cylinder Assy	2	PC
60	7027957	Pin Elevator	2	PC
70	7027966	Spacer Washer Elevator	8	PC
80	09500025-0	Circlips-External DIN471 25x1,2	4	PC
90	7045873	Pin Elevator	2	PC
100	7045877	Pin elevator (ø25x122mm)	2	PC
110	92097376-0	Hex Head Screw - M8Cx25 - 8.8	4	PC
120	92097412-0	Hex Head Screw - M10Cx25 - 8.8	2	PC
130	18-33	Bearing - Dry Metric 50mm I/D x 40Lg	8	PC



Spraybar ( )  
Sweepgear\Elevator\Spraybar

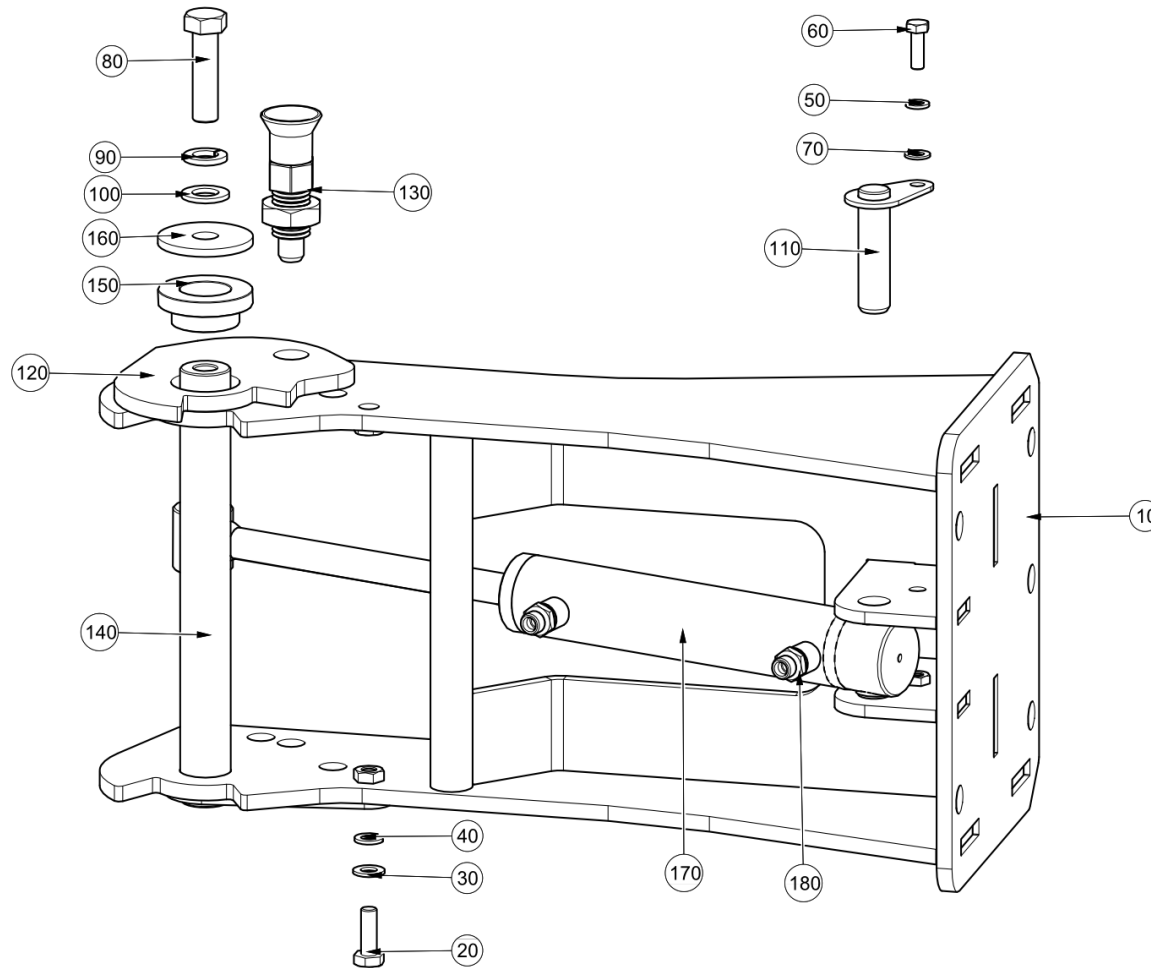
Item no.	Part no.	Description	QTY	Unit
10	7040096	Spraybar Assembly	1	PC
20	21-362	Wet Boom Nozzle Body - Single	4	PC
30	51-72	Clamp - Pipe Ø 33.7mm	1	PC
40	277-125	Hosetail 1" BSP	1	PC
50	7039688	Valve Bracket - W/Assy	1	PC
60	88-53	Ball Valve - Way 1 1/4 BSP	1	PC
70	497-H24	Hose - Premoflex, 1 1/2" Bore	0.5	M
80	6117	Hose - 1" Bore	2.5	M

**Gutter Broom ( )**  
Sweepgear\Gutter Broom



This page is intentionally left blank

**Pivot Frame Assembly ( )**  
Sweepgear\Gutter Broom\Pivot Frame Assembly

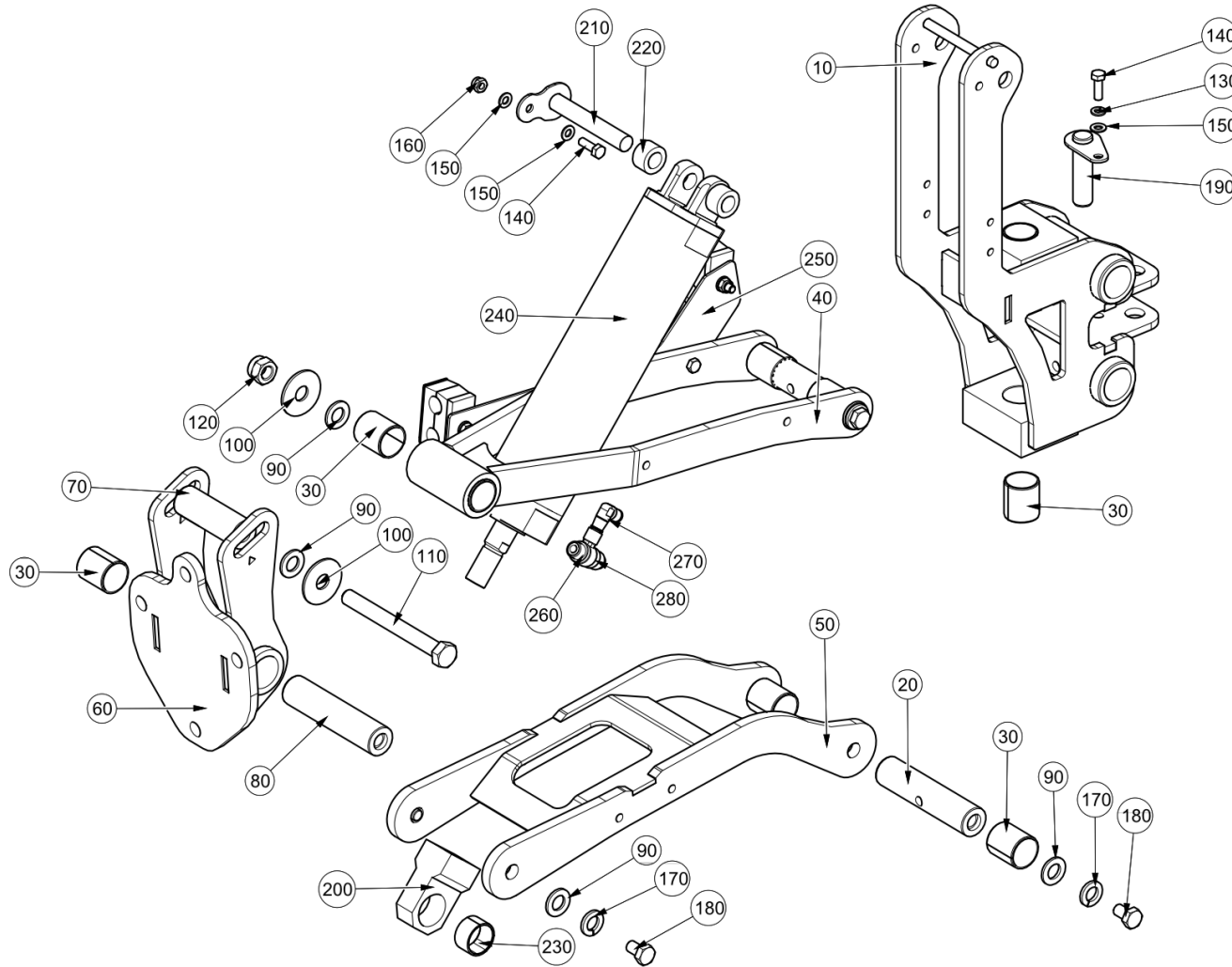




**Pivot Frame Assembly ( )**  
Sweepgear\Gutter Broom\Pivot Frame Assembly

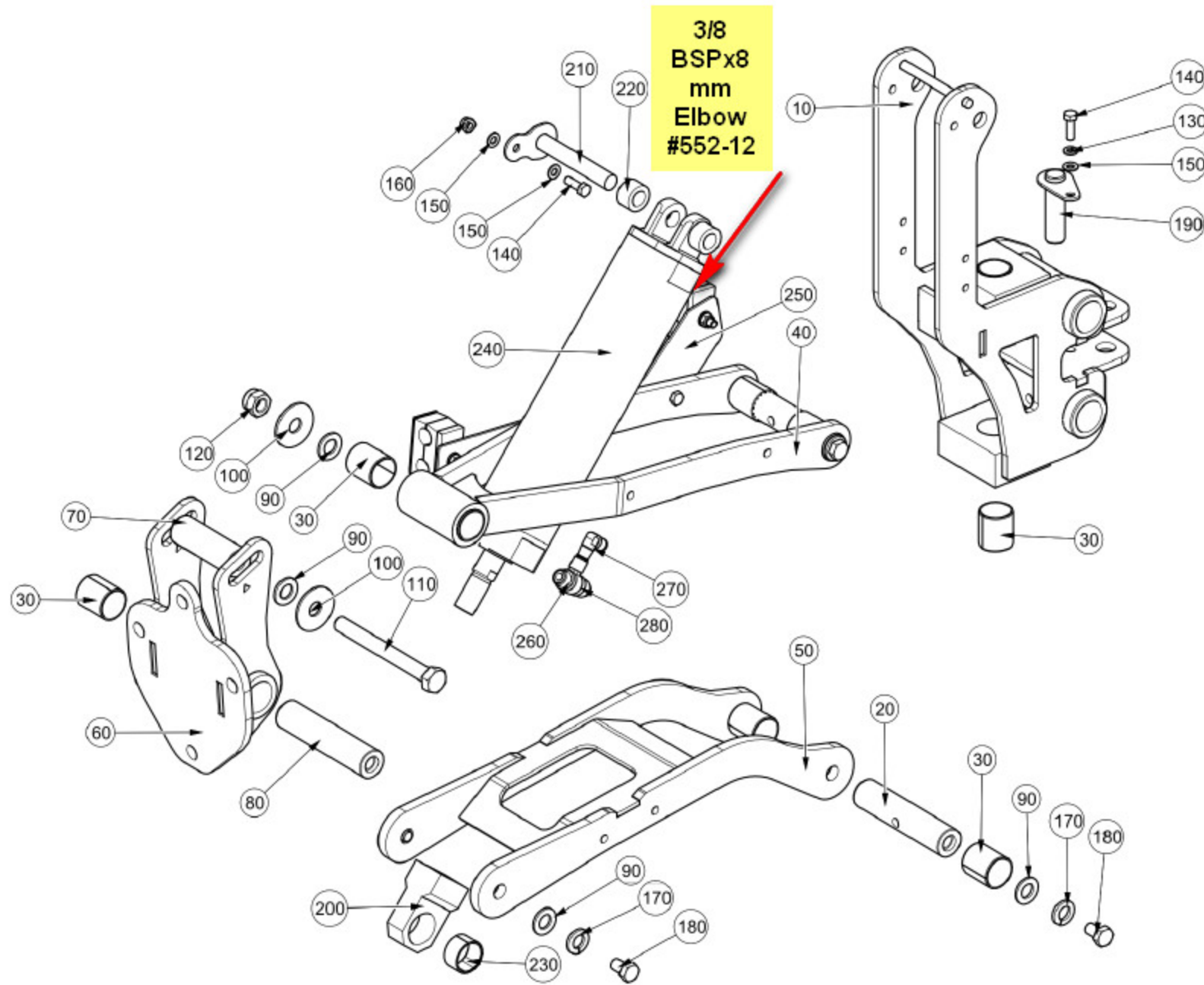
Item no.	Part no.	Description	QTY	Unit
10	7044293	Mounting Frame W/assy	1	PC
20	92097414-0	Hex Head Screw - M10Cx30 - 8.8	1	PC
30	93212012-0	Plain Washer - M10	1	PC
40	93699711-0	Spring Washer - Plated M10	1	PC
50	93699710-0	Spring Washer - Plated M8	1	PC
60	92097376-0	Hex Head Screw - M8Cx25 - 8.8	1	PC
70	93212011-0	Plain Washer - M8	1	PC
80	92097528-0	Hex Head Screw - M16Cx60 - 8.8	1	PC
90	93699714-0	Spring Washer - Plated M16	1	PC
100	93210523-0	Plain Washer - M16	1	PC
110	7044500	Pin - W/assy	1	PC
120	7033709	Plate - Hardstop	1	PC
130	7033793	Plunger - M24 x 2.0 - 16mm Pin	1	PC
140	7036500	Pin - Main Pivot W/assy	1	PC
150	7036506	Boss - Sweepgear	1	PC
160	7036504	Washer (60mm O/D 16.3mm I/D)	1	PC
170	7044498	Cylinder - Double Acting 40mm Bore	1	PC
180	09570126-0	Stud Coupling Male G 1/4" x M14x1.5 (8L)	2	PC

**Brush Arm ( )**  
Sweepgear\Gutter Broom\Brush Arm



**Brush Arm ( )**  
Sweepgear\Gutter Broom\Brush Arm

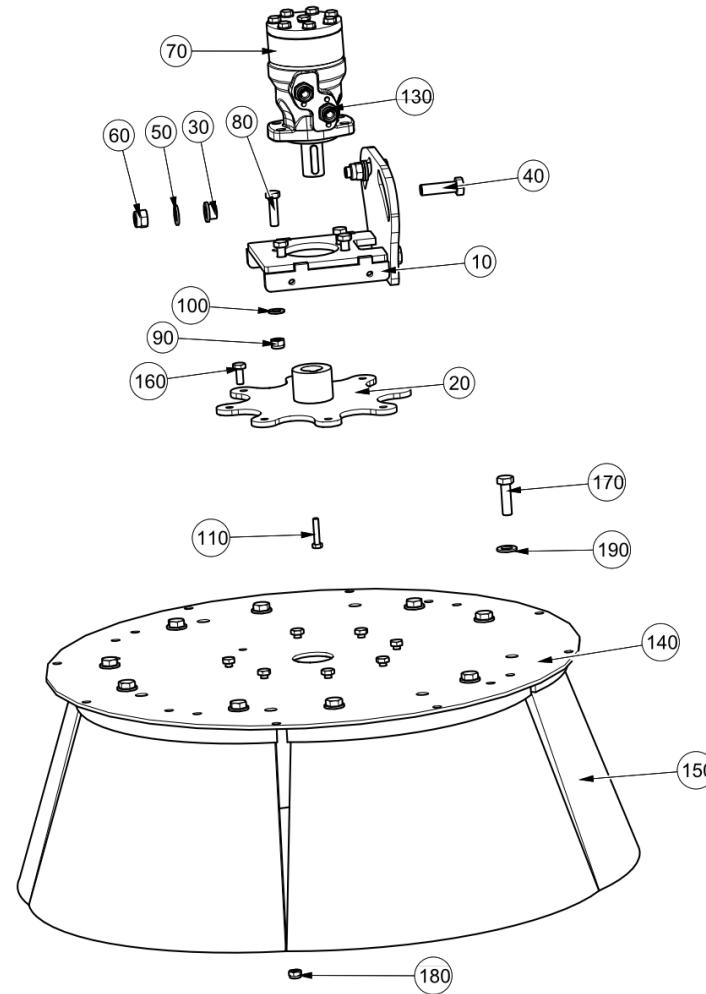
Item no.	Part no.	Description	QTY	Unit
10	7044327	Pivot Frame W/assy	1	PC
20	7029194	Pin - Pivot	2	PC
30	18-36	Bearing - Dry Metric 32mm I/D x 40Lg	10	PC
40	7029284	Upper Arm W/assy	1	PC
50	7029286	Lower Arm W/assy	1	PC
60	7029290	Lower Mount W/assy	1	PC
70	7029316	Pin - Top Pivot	1	PC
80	7029287	Pin - Lower Forward	1	PC
90	93210523-0	Plain Washer - M16	8	PC
100	93300513-0	Plain Large Washer M16	2	PC
110	92067548-0	Hex Head Bolt - M16x150C - 8.8	1	PC
120	93085009-0	Nyloc Hex Nut M16C - 8	1	PC
130	93699710-0	Spring Washer - Plated M8	1	PC
140	92097376-0	Hex Head Screw - M8Cx25 - 8.8	2	PC
150	93212011-0	Plain Washer - M8	2	PC
160	93085805-0	Nyloc Hex Nut M8C - 8	1	PC
170	93699714-0	Spring Washer - Plated M16	7	PC
180	92117154-0	Hex Head Screw - M16Fx1.50x45 - 8.8	6	PC
190	7044500	Pin - W/assy	1	PC
200	7031406	Rod End	1	PC
210	7033797	Retainer w/assy - Cylinder	1	PC
220	7033820	Spacer - ø18 x 30mm	2	PC
230	18-39	Bearing - Dry Metric 32mm I/D x 20Lg	1	PC
240	7033725	Pneumatic Cylinder Assy	1	PC



**Brush Arm ( )**  
Sweepgear\Gutter Broom\Brush Arm

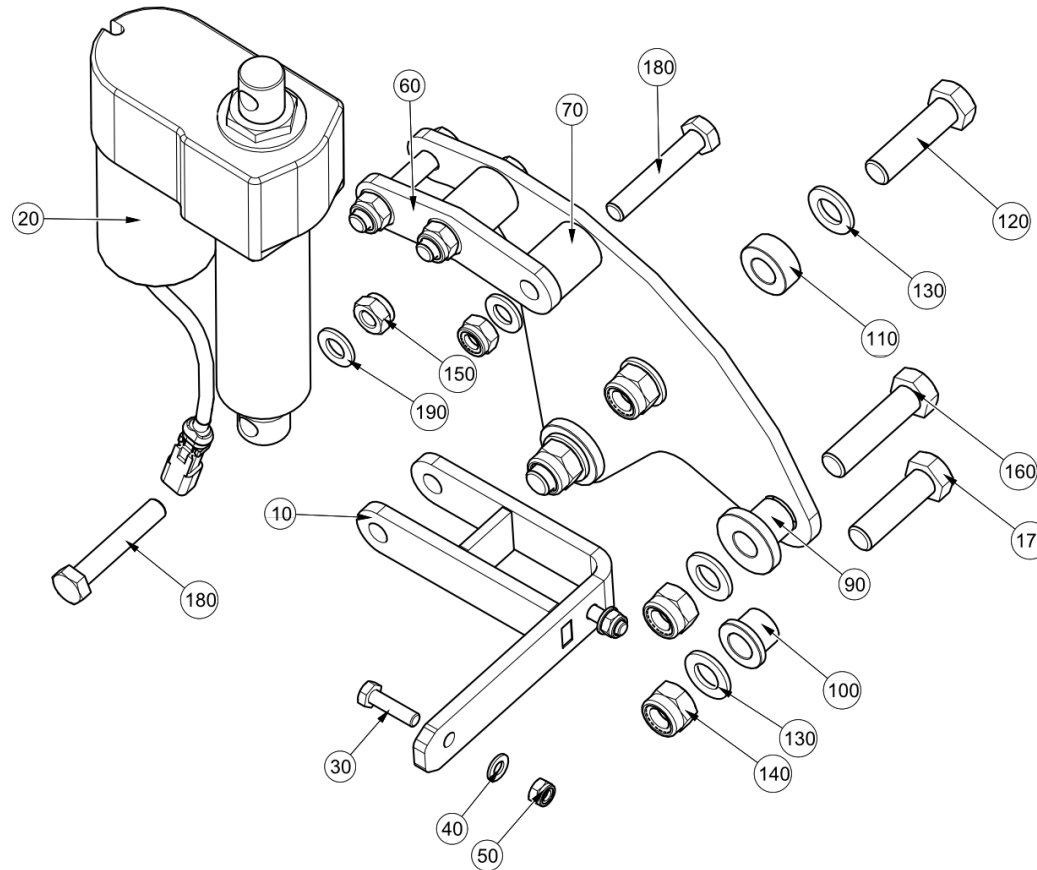
Item no.	Part no.	Description	QTY	Unit
250	7029410	Hose Clamp Assy	1	PC
260	72-111	Check Valve - Pilot Operated	2	PC
270	09593150-0	Adaptor - Elbow 8mm x 1/8 BSPT	2	PC
280	273-22	Tube - Nylon 8mm O/D	10	M

**Brush Head ( )**  
Sweepgear\Gutter Broom\Brush Head



Brush Head ( )  
Sweepgear\Gutter Broom\Brush Head

Item no.	Part no.	Description	QTY	Unit
10	7029370	Motor Mount w/assy	1	PC
20	7029380	Motor plate w/assy	1	PC
30	221642-1	Bush - Rotatilt	3	PC
40	92067534-0	Hex Head Bolt - M16x55C - 8.8	3	PC
50	93210523-0	Plain Washer - M16	3	PC
60	93085009-0	Nyloc Hex Nut M16C - 8	3	PC
70	7029413	Hydraulic Motor - 315cc 32mm Key Shaft	1	PC
80	92097453-0	Hex Head Screw - M12Cx45 - 8.8	4	PC
90	93085007-0	Nyloc Hex Nut M12C - 8	4	PC
100	93212013-0	Plain Washer M12	4	PC
110	135-239	Hex Head Screw - 180° Patch M8Cx40 8.8	1	PC
130	6601-1329	Stud Coupling Male G 1/2" x M22 x 1.5	2	PC
140	221616-1	Plate-Brush Mt Gutter Brom 655	2	PC
150	833-5	Gutter Broom 250KP (5 Segments)	2	PC
150	833-4	Gutter Broom 350KP (4 Segments)	1	PC
160	92097412-0	Hex Head Screw - M10Cx25 - 8.8	16	PC
170	103-87	Hex Hd Bolt 5/8"-11 UNC x 2"	20	PC
180	93085006-0	Nyloc Hex Nut M10C - 8	16	PC
190	93212015-0	Plain Washer M14	20	PC

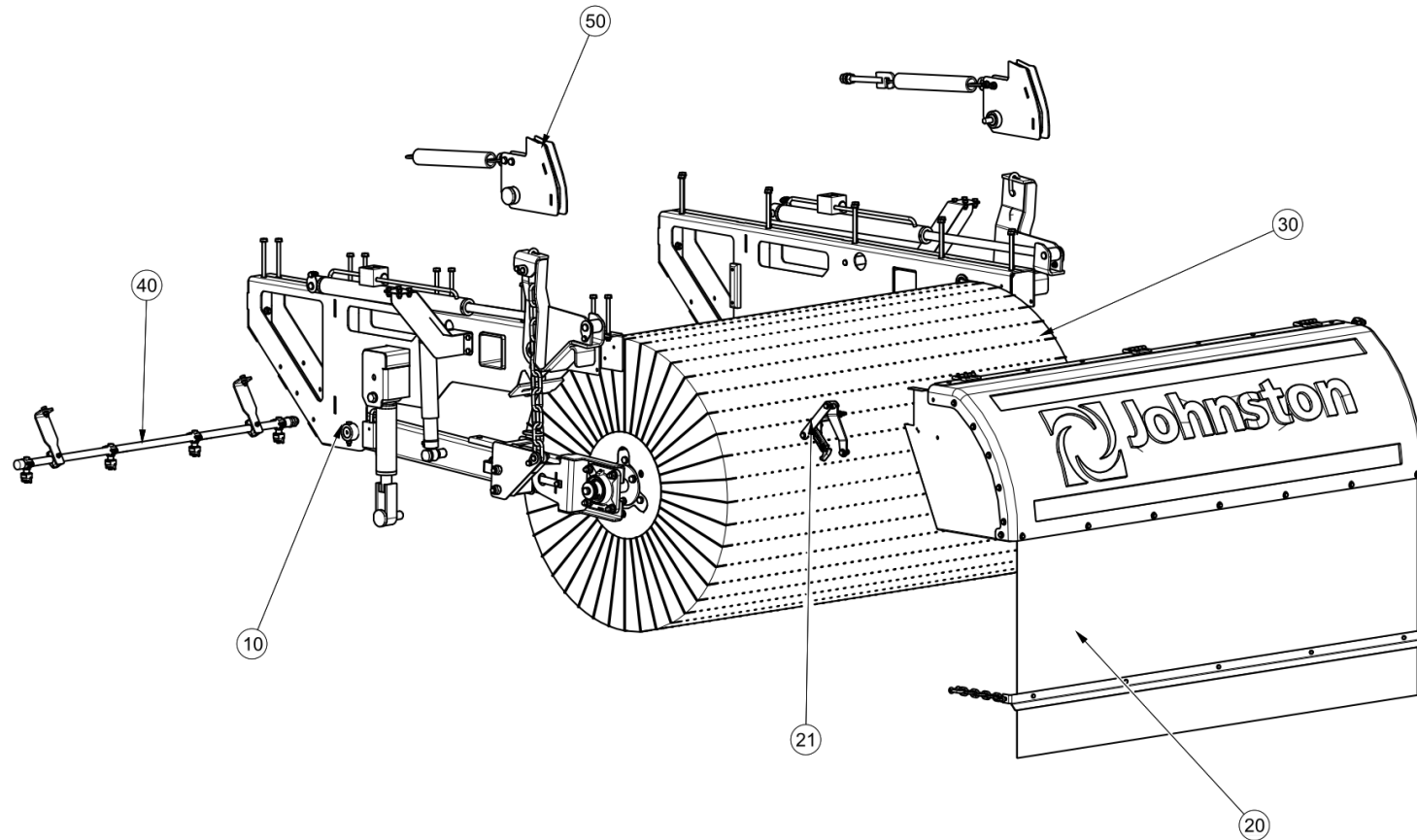




**Rotatilt ( )**  
Sweepgear\Gutter Broom\Rotatilt

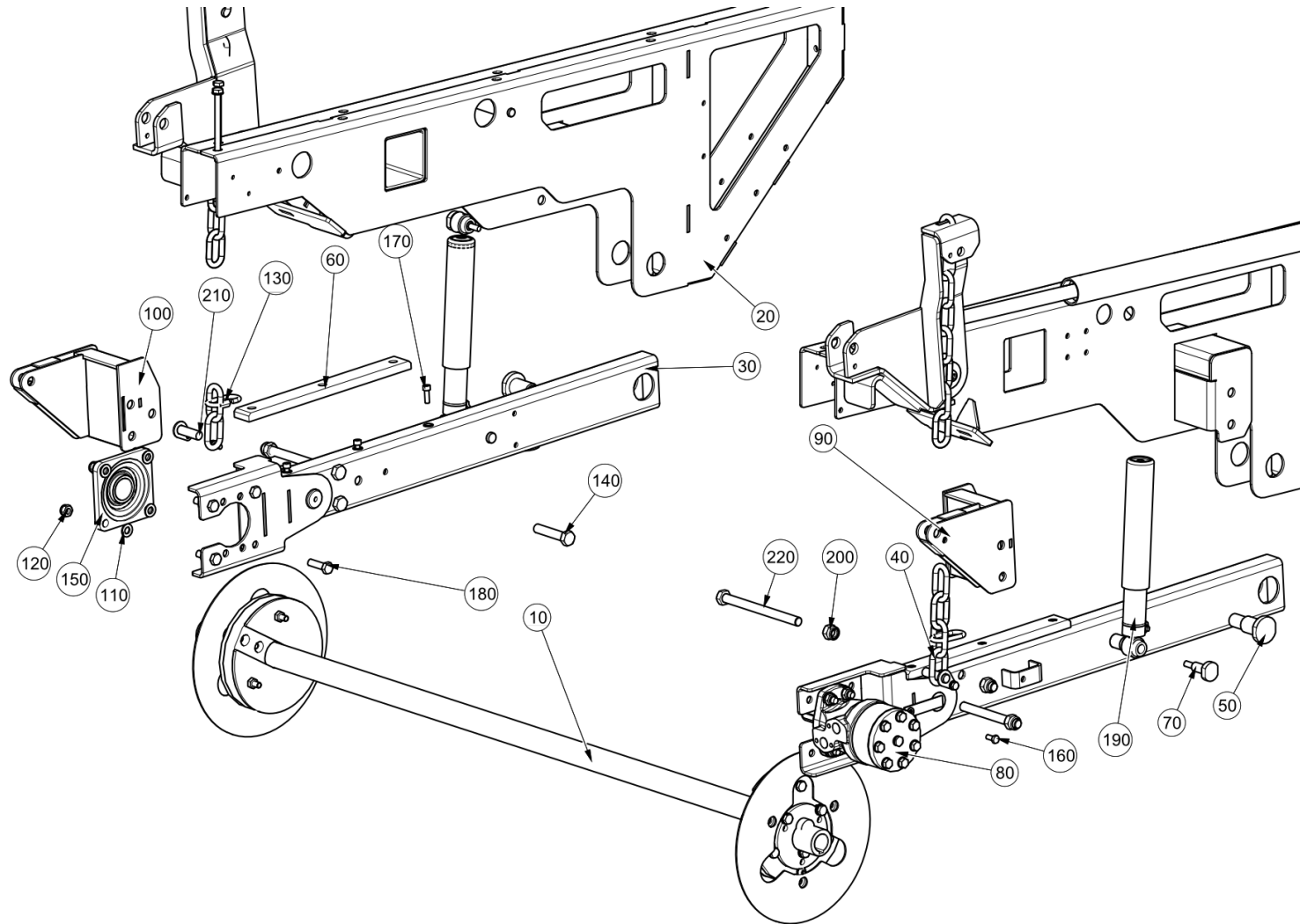
Item no.	Part no.	Description	QTY	Unit
10	7039802	Bracket W/assy - Rotatilt	1	PC
20	281335-12	Actuator Electric 12v	1	PC
20	281335-24	Actuator Electric 24v	1	PC
30	92097378-0	Hex Head Screw - M8Cx30 - 8.8	2	PC
40	93212011-0	Plain Washer - M8	2	PC
50	93085005-0	Nyloc Hex Nut M8C - 8	2	PC
60	221597-1	Tab Mount Upper Rotatilt RT655	1	PC
70	45014-24	Spacer - 35mm	2	PC
80	7039797	Plate - Motor Tilt	1	PC
90	7040857	Rotatilt Boss	2	PC
100	221642-2	Bush - Rotatilt RT655	1	PC
110	7039804	Spacer - ø16 x 13mm ID (32mm OD)	1	PC
120	92067535-0	Hex Head Bolt - M16x60C - 8.8	1	PC
130	93210523-0	Plain Washer - M16	5	PC
140	93085009-0	Nyloc Hex Nut M16C - 8	4	PC
150	93085007-0	Nyloc Hex Nut M12C - 8	4	PC
160	6105-1911	Hex Head Bolt - M16x65C - 8.8	2	PC
170	92067534-0	Hex Head Bolt - M16x55C - 8.8	1	PC
180	92067463-0	Hex Head Bolt - M12Cx70 - 8.8	4	PC
190	93212013-0	Plain Washer M12	4	PC

**Rear Broom ( )**  
Sweepgear\Rear Broom



This page is intentionally left blank

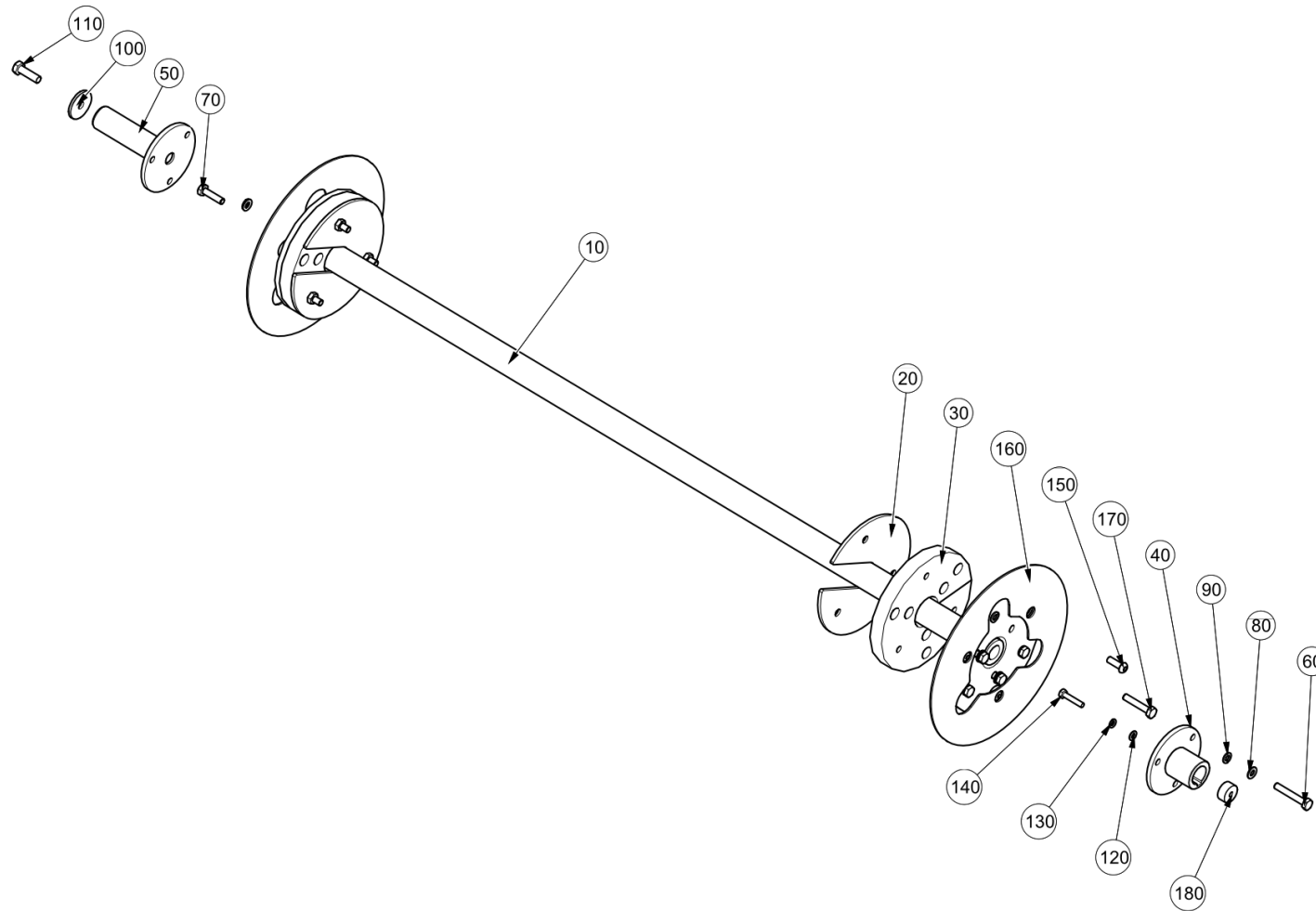
**Rear Broom Common Parts ( )**  
Sweepgear\Rear Broom\Rear Broom Common Parts



**Rear Broom Common Parts ( )**  
Sweepgear\Rear Broom\Rear Broom Common Parts

Item no.	Part no.	Description	QTY	Unit
40	7034721	Rear Broom Lift Chain	2	PC
50	7045633	Retainer	2	PC
60	7030968	Wear Strip	2	PC
70	7032133	Retainer	4	PC
80	7029413	Hydraulic Motor - 315cc 32mm Key Shaft	1	PC
90	7037490	Lift Bracket - RH W/Assy	1	PC
100	7037218	Lift Bracket - LH W/Assy	1	PC
110	93212013-0	Plain Washer M12	16	PC
120	93085007-0	Nyloc Hex Nut M12C - 8	9	PC
130	284-22	Link - 8mm Diameter	2	PC
140	92067539-0	Hex Head Bolt - M16x80C - 8.8	2	PC
150	16-24	40mm Bore Flange Bearing Unit	1	PC
160	92097374-0	Hex Head Screw - M8Cx20 - 8.8	2	PC
170	92137120-0	Hex Socket Cap Screw - M8Cx25 - 12.9	6	PC
180	92097453-0	Hex Head Screw - M12Cx45 - 8.8	8	PC
190	7032494	Adjustable Damper	2	PC
200	93085009-0	Nyloc Hex Nut M16C - 8	6	PC
210	7034704	Pivot Pin W/Assy	2	PC
220	92067553-0	Hex Head Bolt - M16Cx200 - 8.8	4	PC

**Mandrel Assembly ( )**  
Sweepgear\Rear Broom\Rear Broom Common Parts\Mandrel Assembly

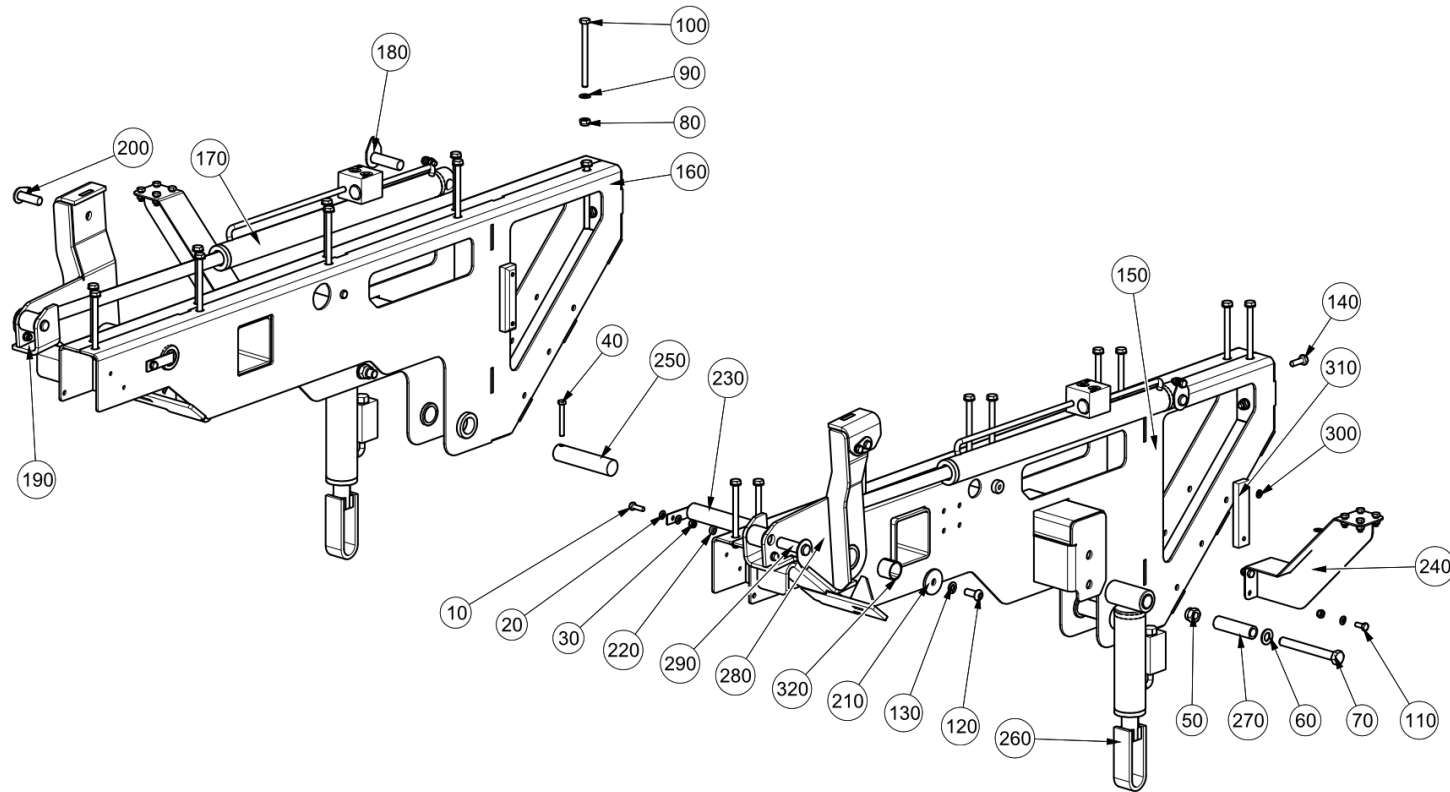


## Mandrel Assembly ( )

Sweepgear\Rear Broom\Rear Broom Common Parts\Mandrel Assembly

Item no.	Part no.	Description	QTY	Unit
10	7032342	Rear Broom Mandrel W/Assy	1	PC
20	7032415	Clamp Plate W/Assy	2	PC
30	7032341	Compression Ring	2	PC
40	7029238	Drive Hub Rear Broom	1	PC
50	7032345	Bearing Hub Rear Broom	1	PC
60	92067425-0	Hex Head Bolt - M10Cx65 - 8.8	6	PC
70	92067420-0	Hex Head Bolt - M10Cx40 - 8.8	3	PC
80	93212012-0	Plain Washer - M10	7	PC
90	93699711-0	Spring Washer - Plated M10	19	PC
100	7031286	Washer	1	PC
110	92097452-0	Hex Head Screw - M12Cx40 - 8.8	1	PC
120	93212011-0	Plain Washer - M8	1	PC
130	93699710-0	Spring Washer - Plated M8	1	PC
140	92097380-0	Hex Head Screw - M8Cx40 - 8.8	1	PC
150	92330056-0	Hex Skt Button Head Screw M10x30 - 10.9	6	PC
160	7037559	Mandrel End Plate	2	PC
170	92067423-0	Hex Head Bolt - M10Cx55 - 8.8	3	PC
180	7046707	Spacer - Rear Broom	1	PC

**Rear Broom Skid Common Parts ( )**  
Sweepgear\Rear Broom\Rear Broom Common Parts\Rear Broom Skid Common Parts



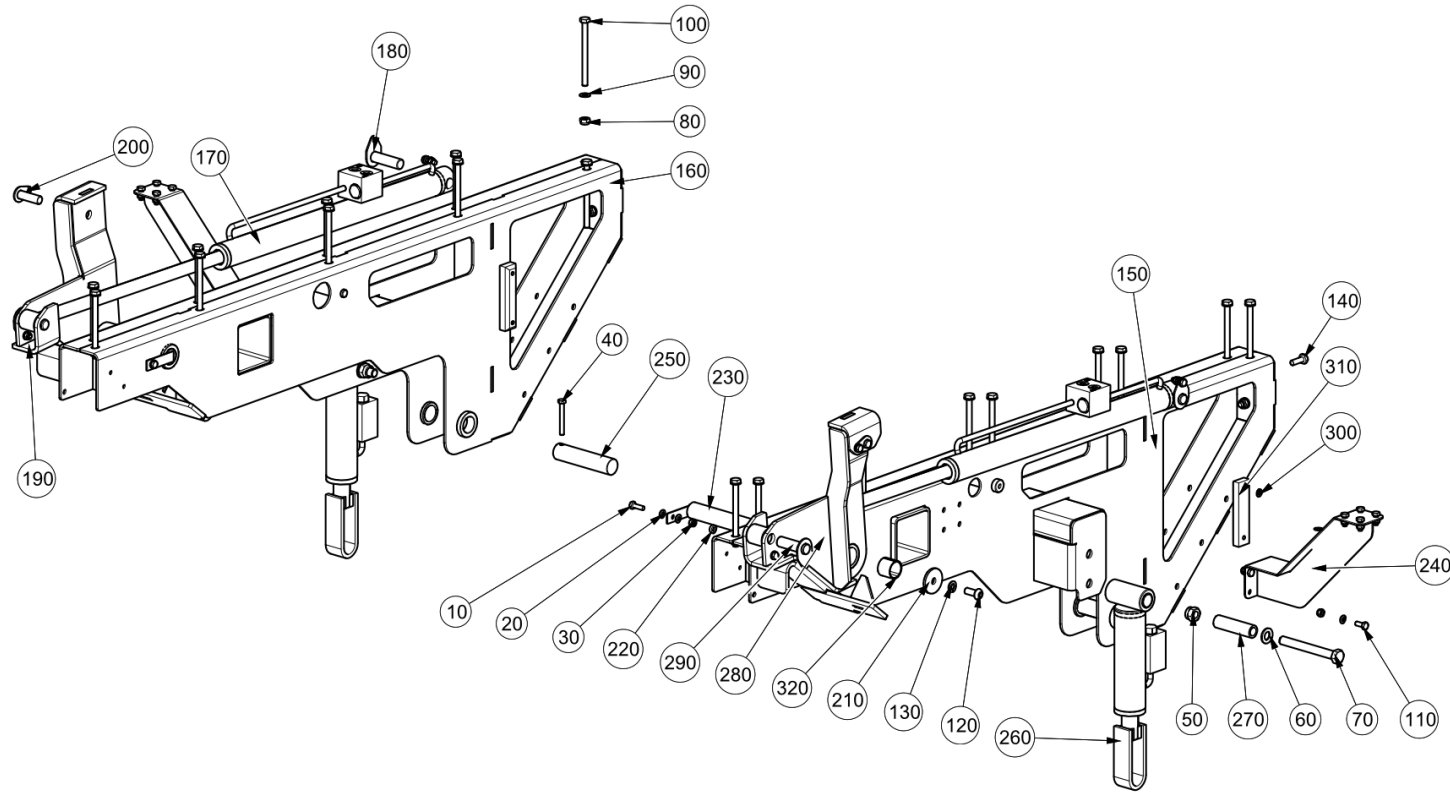


Rear Broom Skid Common Parts ( )

Sweepgear\Rear Broom\Rear Broom Common Parts\Rear Broom Skid Common Parts

Item no.	Part no.	Description	QTY	Unit
10	92097376-0	Hex Head Screw - M8Cx25 - 8.8	8	PC
20	93212011-0	Plain Washer - M8	32	PC
30	93085005-0	Nyloc Hex Nut M8C - 8	26	PC
40	92067388-0	Hex Head Bolt - M8Cx65 - 8.8	2	PC
50	93085009-0	Nyloc Hex Nut M16C - 8	2	PC
60	93210523-0	Plain Washer - M16	8	PC
70	92067547-0	Hex Head Bolt - M16x140C - 8.8	2	PC
80	93085006-0	Nyloc Hex Nut M10C - 8	32	PC
90	93212012-0	Plain Washer - M10	64	PC
100	92067435-0	Hex Head Bolt - M10Cx130 - 8.8	20	PC
110	92097374-0	Hex Head Screw - M8Cx20 - 8.8	16	PC
120	92330065-0	Hex Skt Button Head Screw M12x30 - 10.9	2	PC
130	93699712-0	Spring Washer - Plated M12	2	PC
140	92097414-0	Hex Head Screw - M10Cx30 - 8.8	8	PC
150	7030550	Drop Arm R/H W/Assy	1	PC
160	7030518	Drop Arm L/H W/Assy	1	PC
170	7032291	Hydraulic Cylinder Ø40 Bore 530 Stroke	2	PC
180	7031418	Pivot Pin W/Assy	2	PC
190	7032260	LH Over Centre Lift Assy	1	PC
200	7034704	Pivot Pin W/Assy	2	PC
210	7031286	Washer	2	PC
220	56569-9	Spacer - 16 Dia x 5 M8	2	PC
230	7034747	Lift Cam Pin	2	PC
240	7034512	Rear Floor Support W/Assy	2	PC

**Rear Broom Skid Common Parts ( )**  
Sweepgear\Rear Broom\Rear Broom Common Parts\Rear Broom Skid Common Parts

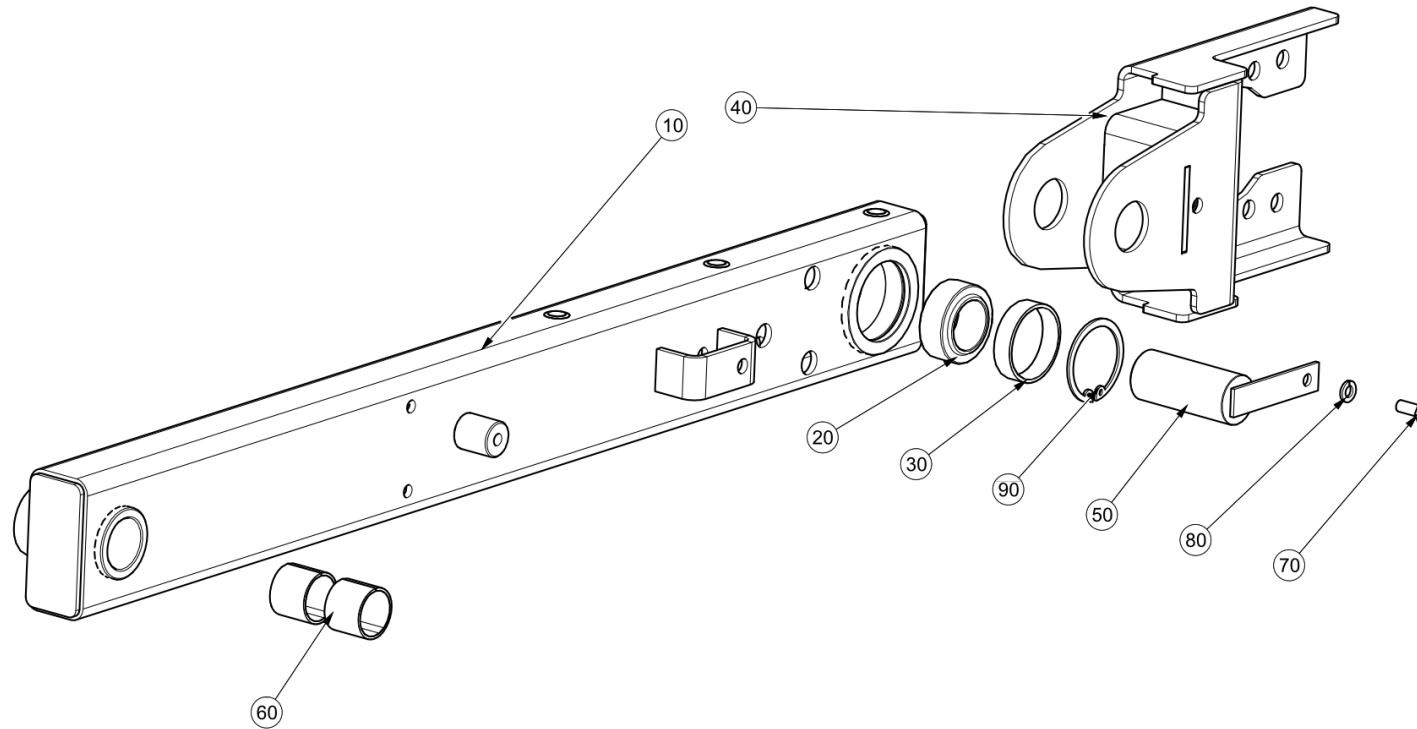


**Rear Broom Skid Common Parts ( )**

Sweepgear\Rear Broom\Rear Broom Common Parts\Rear Broom Skid Common Parts

Item no.	Part no.	Description	QTY	Unit
250	7030538	Pivot Pin	2	PC
260	7032286	Hydraulic Cylinder Ø50 Bore 70 Stroke	2	PC
270	7031119	Spacer	2	PC
280	7032259	RH Over Centre Lift Assy	1	PC
290	7042984	Pivot Pin - W/Assy	2	PC
300	93699710-0	Spring Washer - Plated M8	4	PC
310	7046980	Spacer, Elevator guide	2	PC
320	18-40	Bearing - Dry Metric 32mm I/D x 30Lg	4	PC

**Arm Assembly Rear Broom ( )**  
Sweepgear\Rear Broom\Rear Broom Common Parts\Arm Assembly Rear Broom

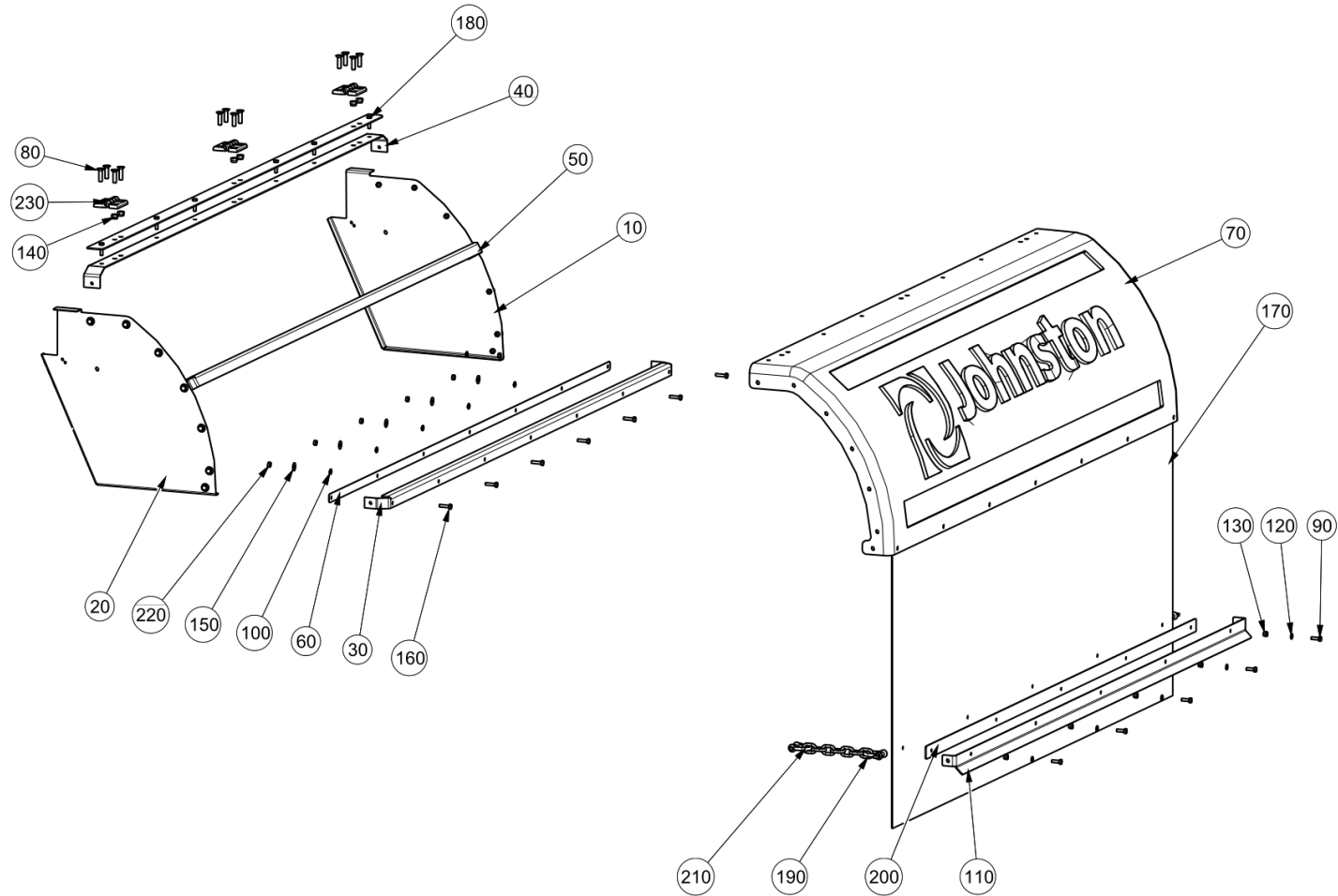


**Arm Assembly Rear Broom ( )**

Sweepgear\Rear Broom\Rear Broom Common Parts\Arm Assembly Rear Broom

Item no.	Part no.	Description	QTY	Unit
10	7034535	Arm Weld Assembly	1	PC
20	16-25	Spherical Plain Bearing - 35mm I/D	1	PC
30	7034569	Spacer	1	PC
40	7034564	Mount W/Assy	1	PC
50	7034568	Pivot Pin W/Assy	1	PC
60	18-40	Bearing - Dry Metric 32mm I/D x 30Lg	2	PC
70	92097374-0	Hex Head Screw - M8Cx20 - 8.8	1	PC
80	93699710-0	Spring Washer - Plated M8	1	PC
90	09500355-0	Circlip, J 55X2	1	PC

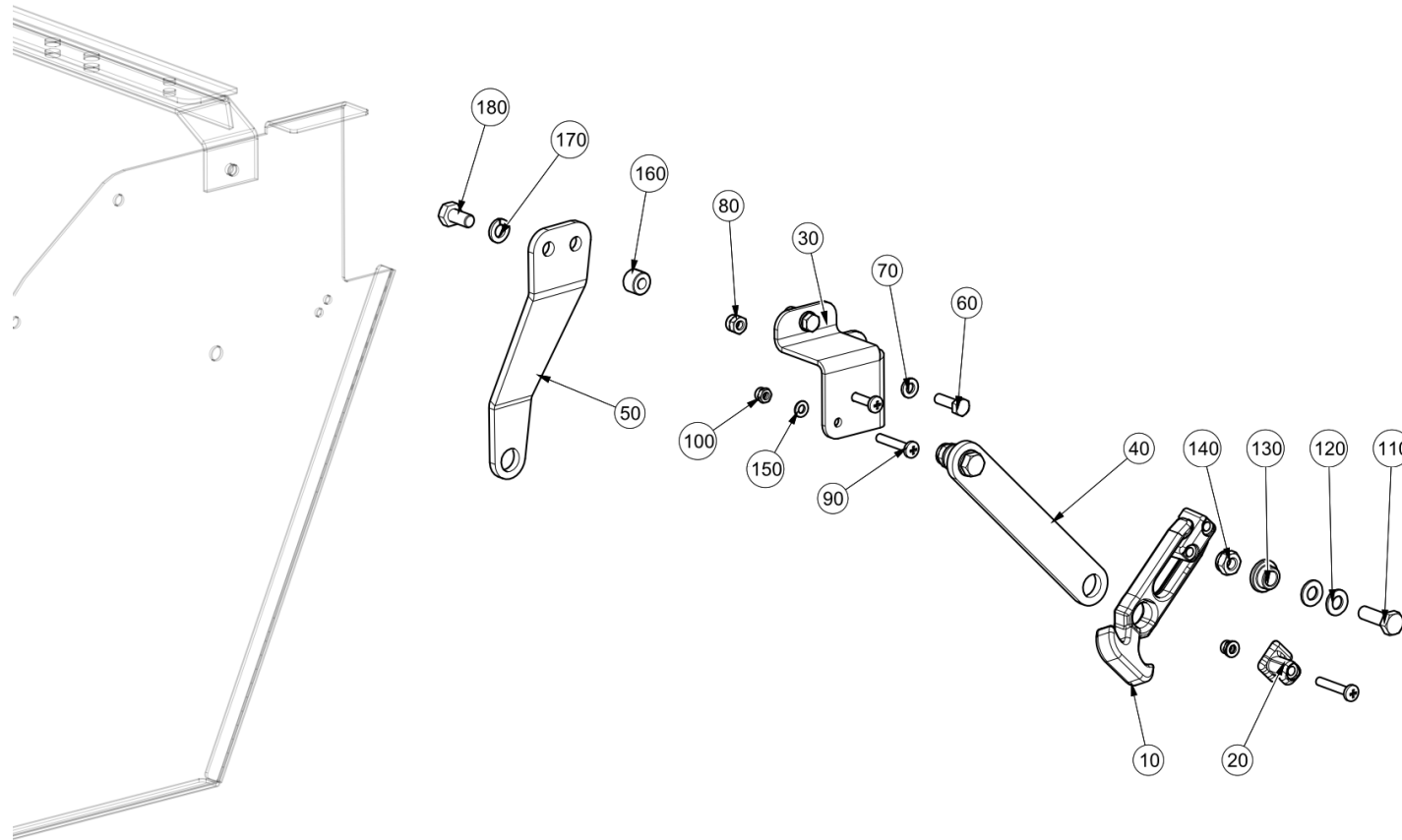
**Rear Broom Cover Part 1 ( )**  
Sweepgear\Rear Broom\Rear Broom Cover Part 1



**Rear Broom Cover Part 1 ( )**  
Sweepgear\Rear Broom\Rear Broom Cover Part 1

Item no.	Part no.	Description	QTY	Unit
10	7033495	Side Plate R/H	1	PC
20	7033494	Side Plate L/H	1	PC
30	7037227	Support Rail, Lower	1	PC
40	7037228	Support Rail, Upper	1	PC
50	7037484	Support Rail, Middle	1	PC
60	7037477	Clamp Strip	1	PC
70	7036052	Rear Broom Cover	1	PC
80	92153066-0	Hex Socket CSK Screw M8Cx30 10.9	12	PC
90	92097301-0	Hex Head Screw - M6Cx20 - 8.8	21	PC
100	93699708-0	Spring Washer - Plated M6	21	PC
110	7037883	Rear Curtain Mount	1	PC
120	93212009-0	Plain Washer - M6	15	PC
130	93085004-0	Nyloc Hex Nut M6C - 8	15	PC
140	93085805-0	Nyloc Hex Nut M8C - 8	6	PC
150	93300507-0	Plain Large Washer M6	21	PC
160	92097303-0	Hex Head Screw - M6Cx25 - 8.8	15	PC
170	7037959	Rear Broom Curtain	1	PC
180	7038119	Strip- Top Clamping	1	PC
190	7038713	Chain Rear Curtain	2	PC
200	7038722	Rear Curtain Support	1	PC
210	6032-1-A	Shackle D	4	PC
220	93056012-0	Hex Nut M6C-8	21	PC
230	212-20	Hinge - 180 ° Screw-On	3	PC

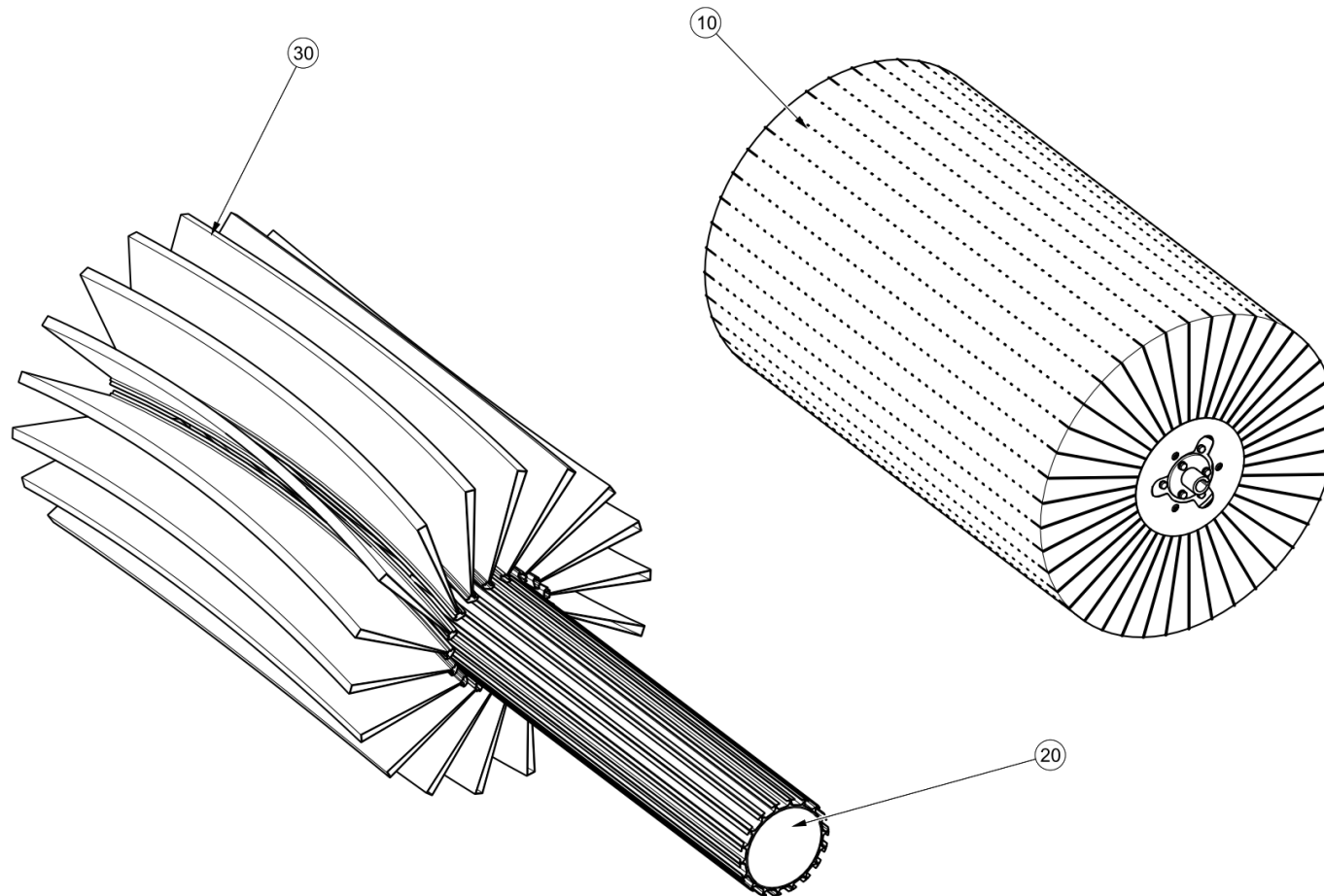
**Rear Broom Cover Part 2 ( )**  
Sweepgear\Rear Broom\Rear Broom Cover Part 2





**Rear Broom Cover Part 2 ( )**  
Sweepgear\Rear Broom\Rear Broom Cover Part 2

Item no.	Part no.	Description	QTY	Unit
10	720-5	Latch - Flexible Draw	2	PC
20	720-6	Keeper - Front Mount	2	PC
30	7037476	Mount Bracket	2	PC
40	7045568	Tie Bar, Prop	2	PC
50	7045569	Tie Bar, Prop	2	PC
60	92097301-0	Hex Head Screw - M6Cx20 - 8.8	0	PC
70	93212009-0	Plain Washer - M6	0	PC
80	93085004-0	Nyloc Hex Nut M6C - 8	0	PC
90	134-61	Pan Head Screw - M5Cx30 - 4.8	6	PC
100	93085003-0	Nyloc Hex Nut M5C - 8	6	PC
110	92097376-0	Hex Head Screw - M8Cx25 - 8.8	6	PC
120	93212011-0	Plain Washer - M8	12	PC
130	7045570	Spacer, Rear Broom Prop	6	PC
140	93085005-0	Nyloc Hex Nut M8C - 8	6	PC
150	93210109-0	Plain Washer M5	6	PC
160	7045961	Boss, Rear broom cover stop	2	PC
170	93699710-0	Spring Washer - Plated M8	2	PC
180	92097372-0	Hex Head Screw - M8Cx16 - 8.8	2	PC

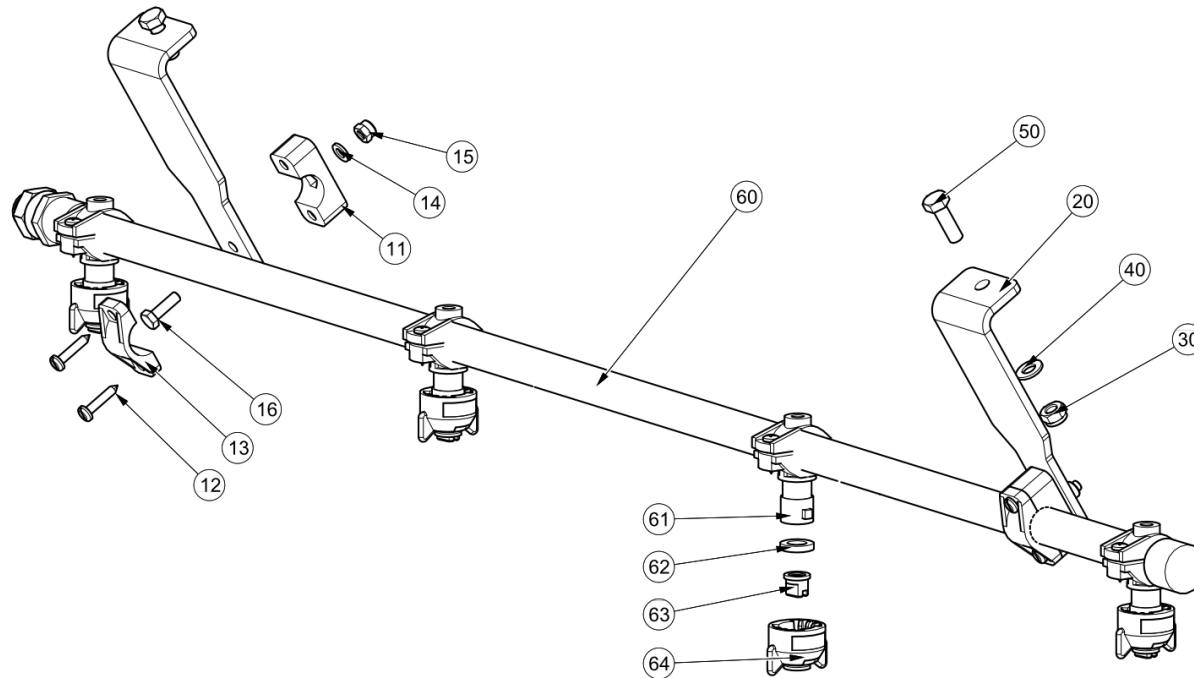


**Rear Brooms ( )**

Sweepgear\Rear Broom\Rear Brooms

Item no.	Part no.	Description	QTY	Unit
10	833-3	Poly Tube Broom - Open Ended 58"	1	PC
20	833-1	Strip Broom Mandrel - 58" x 10 1/2" Wide	1	PC
30	833-2	Strip Brush - 58" Long	18	PC

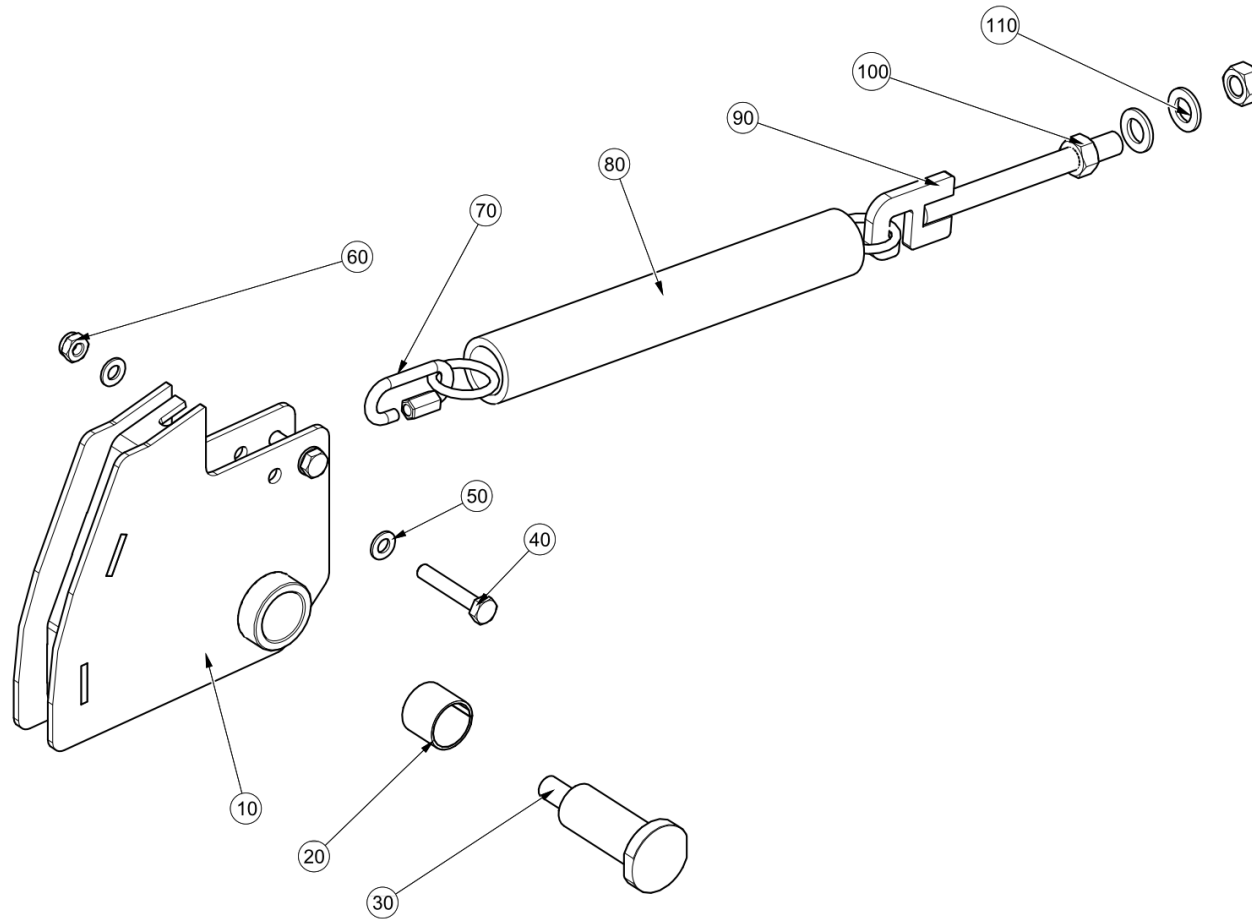
**Spraybar ( )**  
Sweepgear\Rear Broom\Spraybar



**Spraybar ( )**  
Sweepgear\Rear Broom\Spraybar

Item no.	Part no.	Description	QTY	Unit
10	807154-1	Clamp Kit	2	PC
11	21-337	Half Clamp	2	PC
12	21-338	Self Tap Screw	4	PC
13	21-336	Saddle	2	PC
14	93212009-0	Plain Washer - M6	2	PC
15	93085004-0	Nyloc Hex Nut M6C - 8	2	PC
16	92097301-0	Hex Head Screw - M6Cx20 - 8.8	2	PC
20	7040899	Additional spraybar mount plate	2	PC
30	93085005-0	Nyloc Hex Nut M8C - 8	2	PC
40	93212011-0	Plain Washer - M8	2	PC
50	92097376-0	Hex Head Screw - M8Cx25 - 8.8	2	PC
60	7018999	Spraybar Assembly, Wide Sweep Brush	1	PC
61	21-60	1/2" Quick Attachment Holder	4	PC
62	21-78	Tip - Fan Yellow	4	PC
63	21-63	Cap - Bayonet	2	PC
64	21-64	Seal - Bayonet Cap	4	PC

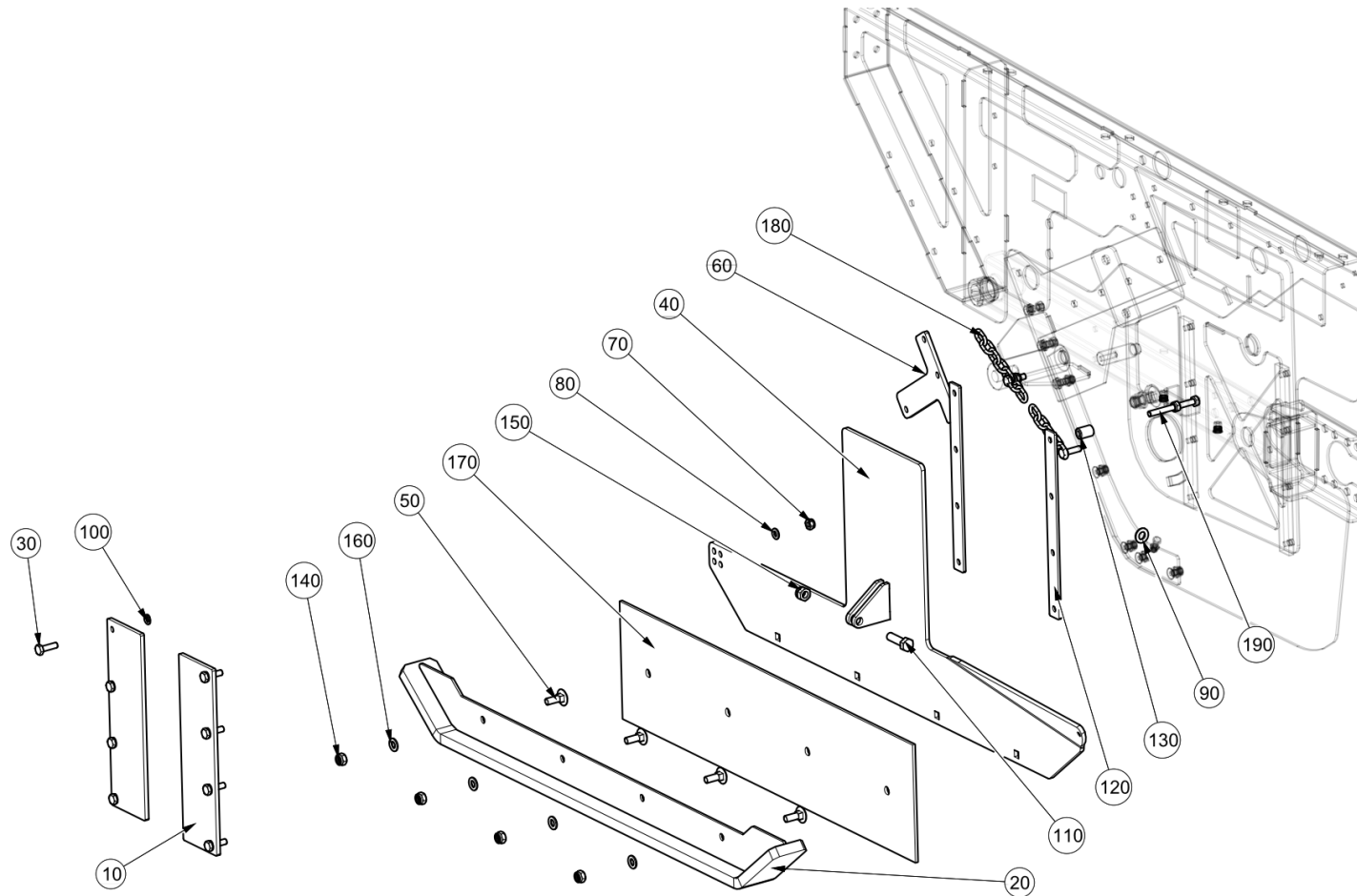
**Brush Balance Quadrant Assy ( )**  
Sweepgear\Rear Broom\Brush Balance Quadrant Assy



**Brush Balance Quadrant Assy ( )**  
Sweepgear\Rear Broom\Brush Balance Quadrant Assy

Item no.	Part no.	Description	QTY	Unit
10	7030495	Hanger Bracket W/Assy	1	PC
20	18-40	Bearing - Dry Metric 32mm I/D x 30Lg	2	PC
30	7032305	Retainer	2	PC
40	92067424-0	Hex Head Bolt - M10Cx60 - 8.8	4	PC
50	93212012-0	Plain Washer - M10	8	PC
60	93085006-0	Nyloc Hex Nut M10C - 8	4	PC
70	284-22	Link - 8mm Diameter	2	PC
80	7030496	Tension Spring 6200 N/m	2	PC
90	7032483	Spring Hook W/Assy	2	PC
100	93056018-0	Hex Nut M16C-8	4	PC
110	93210523-0	Plain Washer - M16	4	PC

**Side Drag Shoes ( )**  
Sweepgear\Side Drag Shoes

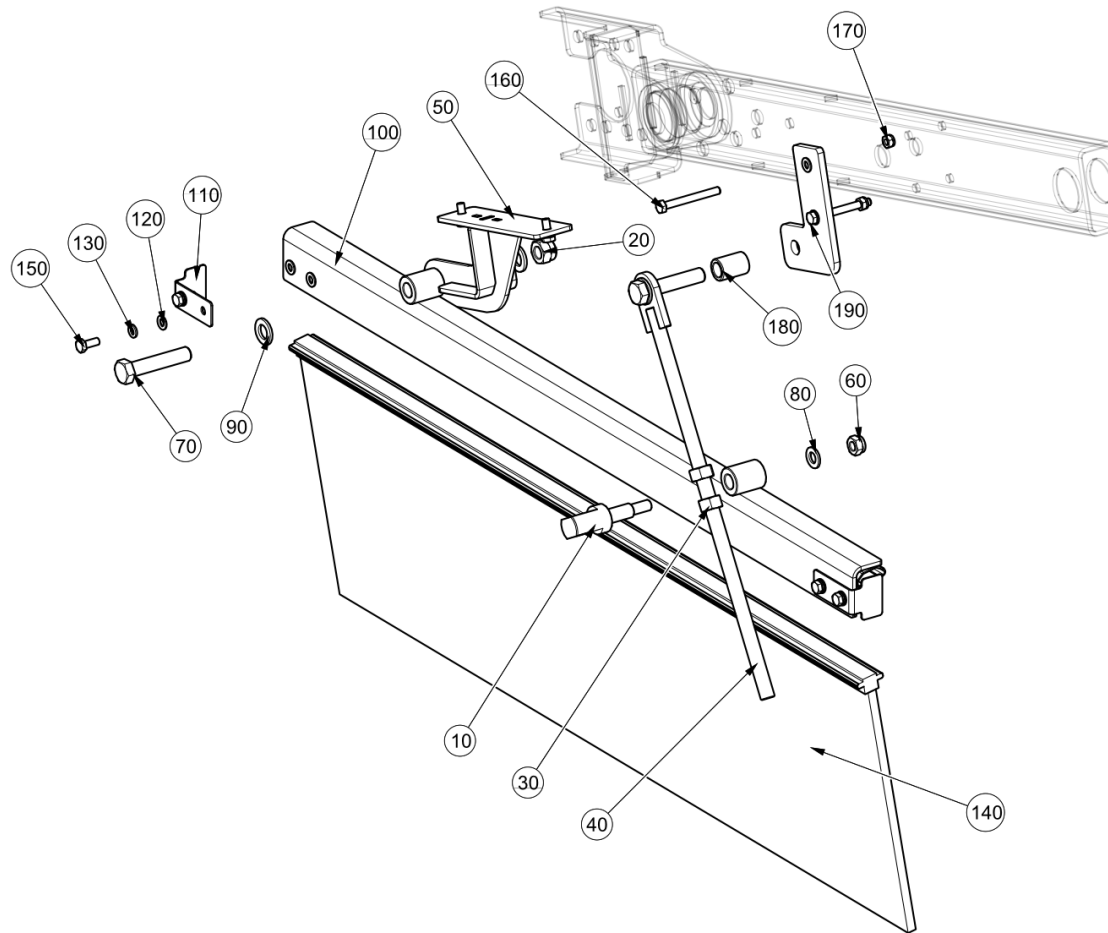




Side Drag Shoes ( )  
Sweepgear\Side Drag Shoes

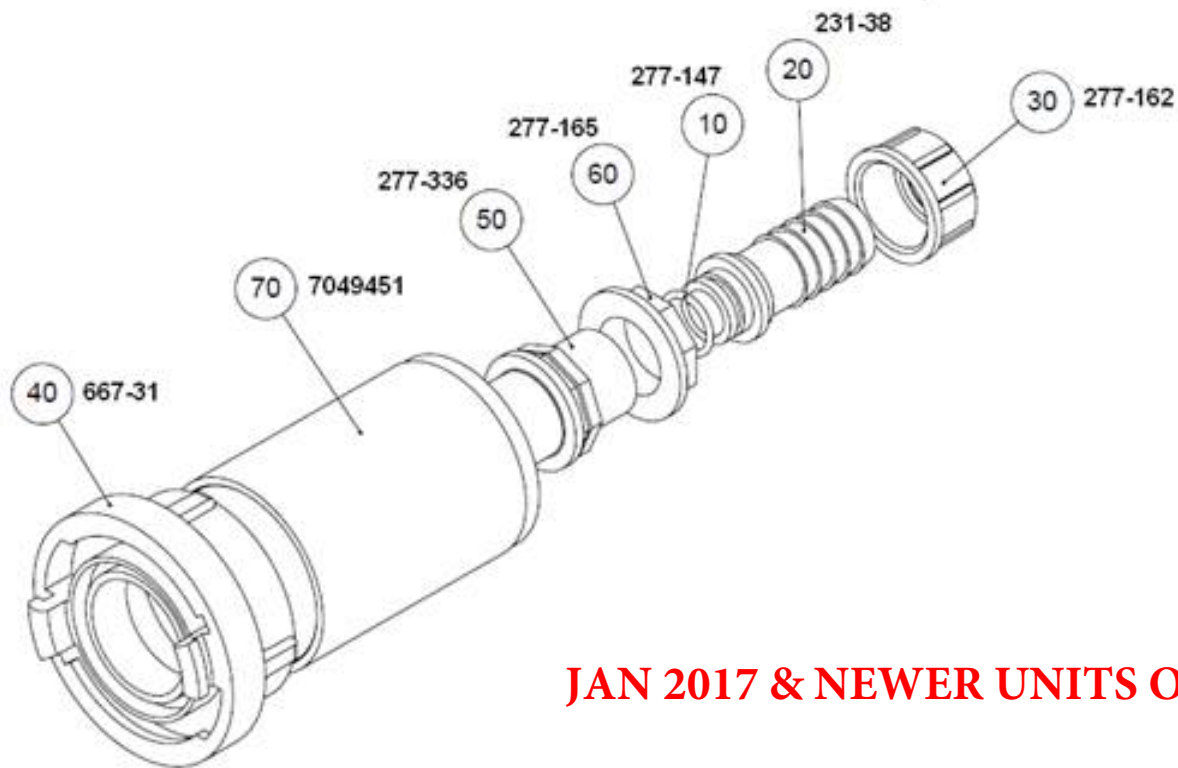
Item no.	Part no.	Description	QTY	Unit
10	7034405	Cover Plate	4	PC
20	7034403	Steel T-Shoe W/Assy	2	PC
20	7034868	Carbide T-Shoe W/Assy	2	PC
30	92097415-0	Hex Head Screw - M10Cx35 - 8.8	20	PC
40	7034577	T-Plate W/Assy L/H	1	PC
40	7034580	T-Plate W/Assy R/H	1	PC
50	92555612-0	Round Head Square Neck Bolt-M12Cx35-4.6	8	PC
60	7034760	Tow Plate	2	PC
70	93085006-0	Nyloc Hex Nut M10C - 8	6	PC
80	93212012-0	Plain Washer - M10	24	PC
90	93212015-0	Plain Washer M14	2	PC
100	93699711-0	Spring Washer - Plated M10	16	PC
110	92067496-0	Hex Head Bolt - M14Cx50 - 8.8	2	PC
120	7037966	Spacer Drag Shoe	4	PC
130	7038335	Roller Drag shoe lift	2	PC
140	93085007-0	Nyloc Hex Nut M12C - 8	8	PC
150	93085008-0	Nyloc Hex Nut M14C - 8	2	PC
160	93212013-0	Plain Washer M12	8	PC
170	7037535	Rubber Flap	2	PC
180	7034908	Tow Chain	2	PC
190	92067432-0	Hex Head Bolt - M10Cx100 - 8.8	2	PC
200	21216-15	Cable Lift (680 mm)	2	PC

**Side Drag Curtain ( )**  
Sweepgear\Side Drag Curtain

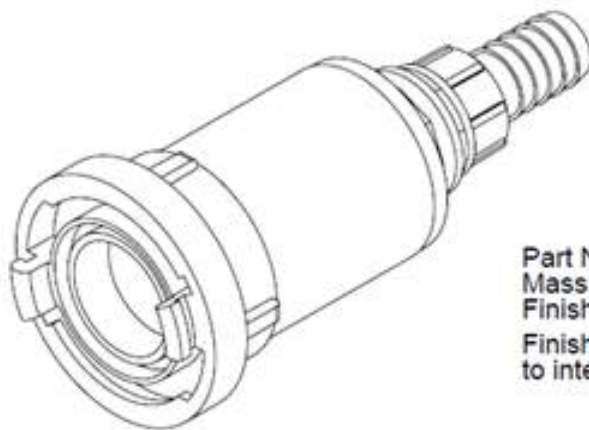
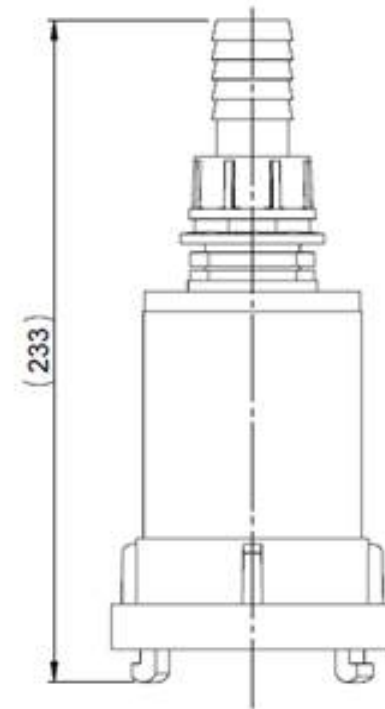


Side Drag Curtain ( )  
Sweepgear\Side Drag Curtain

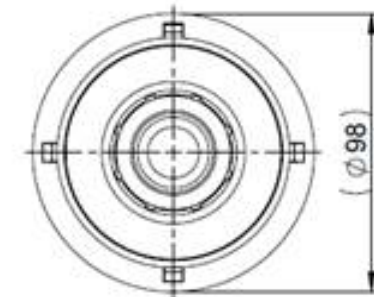
Item no.	Part no.	Description	QTY	Unit
10	7032986	Retainer Side Brush	2	PC
20	93085009-0	Nyloc Hex Nut M16C - 8	4	PC
30	420-18	Nut MC Hex M16	4	PC
40	7033075	Side Brush Adjuster	2	PC
50	7034926	Side Brush Bracket W/Assy	2	PC
60	93085007-0	Nyloc Hex Nut M12C - 8	2	PC
70	92067539-0	Hex Head Bolt - M16x80C - 8.8	4	PC
80	93212013-0	Plain Washer M12	2	PC
90	93210523-0	Plain Washer - M16	8	PC
100	7032577	Side Brush Housing W/Assy	2	PC
110	7033051	Side Brush Retainer Plate	4	PC
120	93212011-0	Plain Washer - M8	28	PC
130	93699710-0	Spring Washer - Plated M8	12	PC
140	7032946	Side Brush	2	PC
150	92097374-0	Hex Head Screw - M8Cx20 - 8.8	12	PC
160	92067390-0	Hex Head Bolt - M8Cx75 - 8.8	4	PC
170	93085005-0	Nyloc Hex Nut M8C - 8	4	PC
180	7035588	M16 Spacer	2	PC
190	7035586	Plate	2	PC



**JAN 2017 & NEWER UNITS ONLY**

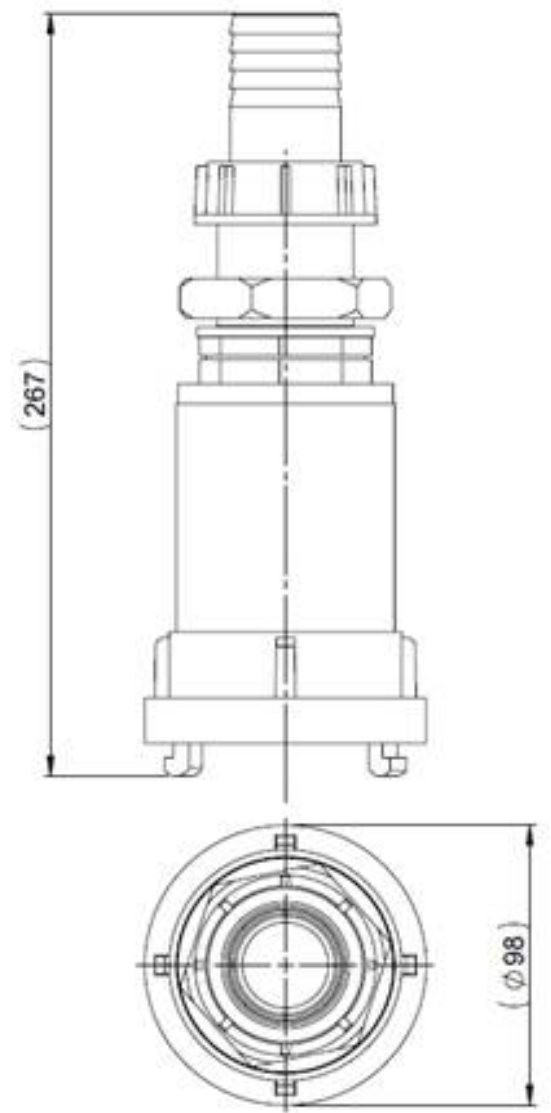
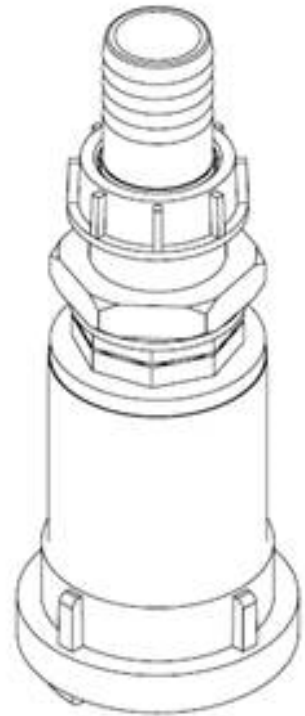
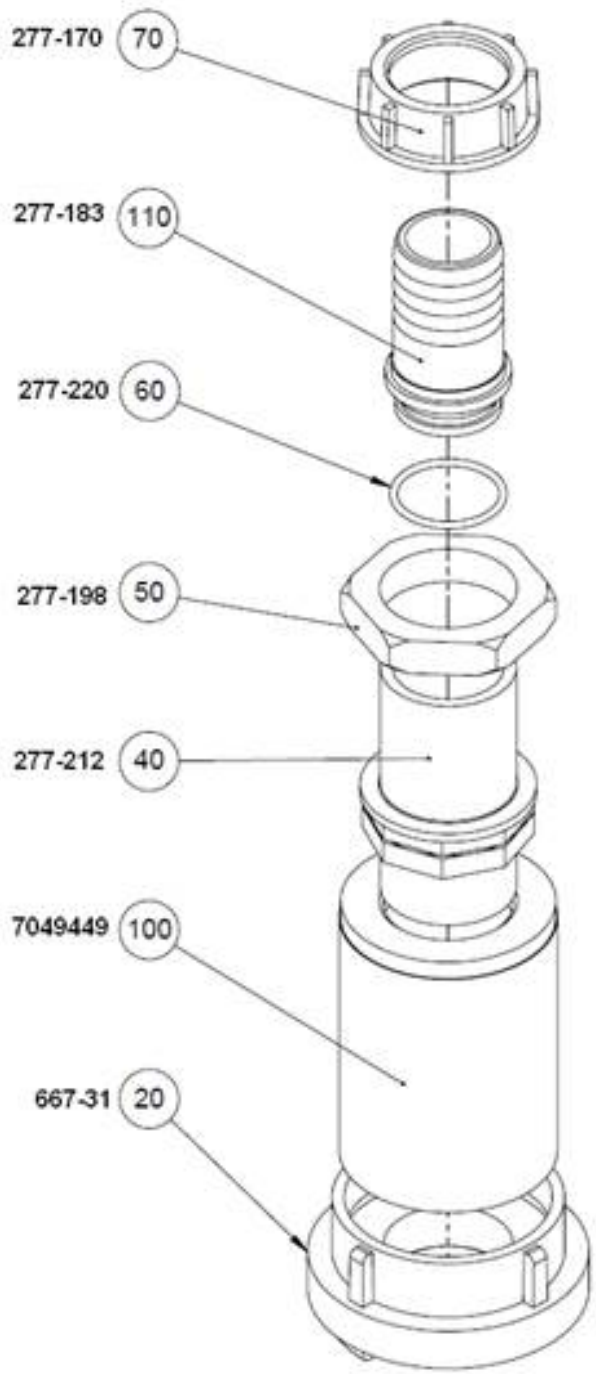


Part Number : 7049452  
 Mass : 1.25 kg  
 Finish : No Finish  
 Finish specification according  
 to internal document FA-0001



GENERAL TOLERANCES	WELDING TOLERANCES	WELDING QUALITY	CREATED BY UPFOLD	DATE 15.06.2016	RELEASED BY MOWITZ	DATE 21.08.2016
		PRODUCT ES 351	TITLE / SUPPLEMENTARY TITLE Water Filter Assembly Elevator Flush			
First Issue REVISION INFORMATION		PROJECT Subframe	RESPONSIBLE DEPT C-D	DOC TYPE SWD	VERSION 00	SCALE 1:2 SHEET 1/1 DOCUMENT NUMBER <b>7049452</b> REVISION A ECR 716176

**2017 & NEWER UNITS ONLY**



Part Number : 7029392  
 Mass : 1.27 kg  
 Finish : No Finish/keine Behandlung  
 Finish specification according to internal document FA-0001

GENERAL TOLERANCES		WELDING TOLERANCES		WELDING QUALITY		CREATED BY	DATE	RELEASED BY	DATE	
						DAVIS	04.08.2017	ALLPORT	10.08.2017	
<b>BUCHER municipal</b>			PRODUCT ES 351			TITLE / SUPPLEMENTARY TITLE				
			PROJECT Subframe			Water Filler Assembly				
						Subframe Common Parts				
REVISION INFORMATION		RESPONSIBLE DEPT	DOC TYPE	VERSION	PROJ ANGLE	SCALE	SHEET	DOCUMENT NUMBER	REVISION	ECON
Rev 110 aus 277-222. Assembly otherwise corrected.		C-D	SWD	04	↻	1:2	1 / 1	7029392	E	717444