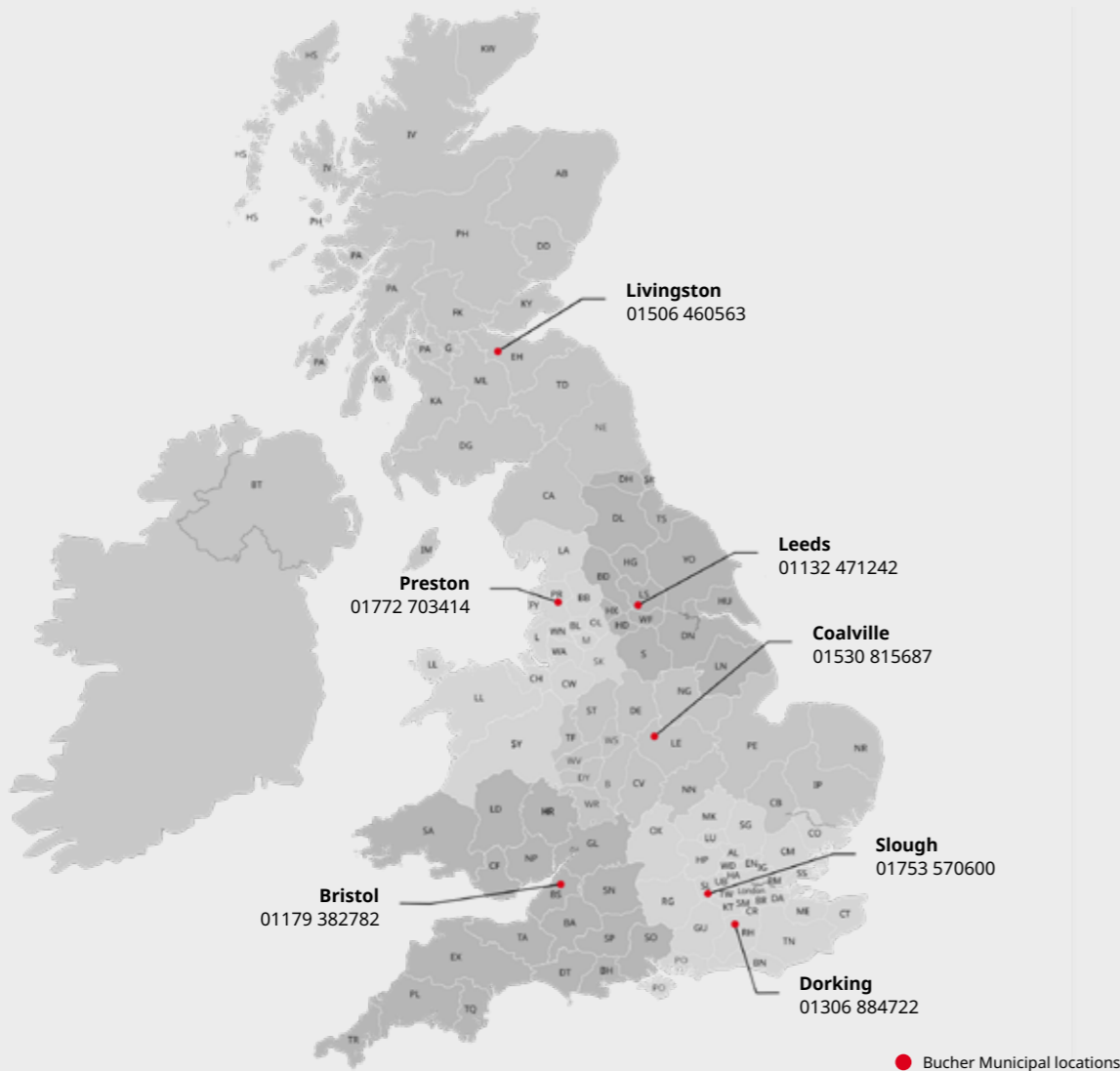


Bucher Municipal



For local contact and support, please scan the QR code or visit buchermunicipal.com

At Bucher Municipal, we innovate and engineer better cleaning and clearing solutions, helping our customers grow and maintain efficient and profitable businesses. Leveraging the over 200-year-old heritage of Bucher, we are committed to helping you achieve more using less. Taking pride in being seen as a reliable partner, we work locally with you in realising the possibilities for a smarter, cleaner and more efficient tomorrow. Today.



MaxPowa V50 & V65

Designed to perform for municipal applications





Extraordinary

results from our
highly regarded
sweepers

The MaxPowa V series has established itself as our most reliable and dependable truck mounted sweeper. Our latest sweepers have been developed to meet the requirements of our customers.

With tailored machines in your chosen field, Bucher Municipal offer a wide choice of products and options, which ensures maximum performance is always achieved.

The MaxPowa V50 and V65 truck mounted road sweepers have been developed to deliver high productivity, safety and operator experience ideally suited for municipal applications.

High Performance

The MaxPowa V50 and V65 offer powerful performance for sweeping. With the shortest wheelbases designed with major chassis manufacturers to improve turning circles, the V50 and V65 offer the ideal solution for sweeping towns and cities with ease.

Twin Engine

The MaxPowa V50 and V65 are supplied with a JCB 55 kW industrial engine as standard, ideally suited for municipal road sweeping operations whilst offering low fuel consumption. High power engine options are also available for applications where higher suction is required and variations are offered to suit global territories.

Single Engine

The patented HGB3 hydrostatic gearbox is ideally matched for chassis up to 16 tonne GVM. In hydrostatic drive, the sweeper offers infinitely variable speed control and can transit up to 40 kph.

A hydrostatic transmission controller automates the power & torque supplied by the chassis, instantly matching the chassis rpm to the requirement of the operation. It can also be supplied with a cruise control option, fixing the hydrostatic mode speed of the sweeper on all gradients and applications, ideal where constant low speed operation is required.

An engine PTO drive option (Mekavac) can be used to drive all the sweeping functions. Due to the minimum PTO torque required, the Vm is limited to a selection of chassis brands.

Smoothflow

All V series sweepers benefit from Smoothflow technology. The re-designed airflow system maximises air delivery and minimise losses, improving suction performance whilst reducing fuel consumption and noise.

Coolflow

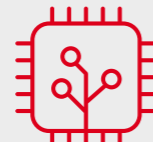
Standard across the MaxPowa V series, the Coolflow system improves the efficiency of the cooling system.

Technical data

| | Fan Impellor | MaxPowa V50 | MaxPowa V65 |
|---|--------------|-------------|-------------|
| Vt - JCB 55 kW - Stage 5 | 760 x 80 mm | Standard | Standard |
| Vt - JCB 85 kW - Stage 3a | 800 x 80 mm | x | x |
| Vt - JCB 93 kW - Stage 3b / Tier 4 | 800 x 80 mm | x | x |
| Vt - JCB 57 kW - Stage 5 / Tier 4 Final | 800 x 80 mm | x | x |
| Vh - HGB3 | 800 x 80 mm | x | x |
| Vt - Mekavac | 800 x 80 mm | x | x |



500 hours between routine services on JCB engines.



HVO compliant engines without modification or change in servicing requirements. Can also be mixed with any EN590 diesel.



High productivity

Productivity is driven by reliability and dependability through fewer breakdowns or service interventions. Combine this with great suction performance, quick engage options and an ease of onsite adjustments and your time working increases.

The modular design of all V series sweepers allows for a generous payload whilst offering a large integral water tank to maximise on station time.

The quick release brush system and easy nozzle adjustment ensure set up time is kept to a minimum. Swept width can be further extended with optional Simultaneous Sweep or an optional side slide brush arm for weed ripping.

The wide mouth cast aluminium nozzle ensures optimum airflow and a range of nozzle options are available including full width fluid recovery and a heavy duty version for sweeping in harsher environments.

Dual sweep can sweep both near side and offside kerbs and change from one to the other simply via a single button.

A Powasave/thrust regulator is provided as standard to adjust pressure to the channel brush to suit changing conditions and aids longevity of consumables

The Variabrush option also allows the operator to maintain a safe and consistent distance from the pavement, by adjusting the channel brush position to follow the kerb line; enhancing the functionality of the sweeper.

The MaxPowa V series delivers great productivity with standard features and a wide range of options to match your operational needs.

Technical data

| | MaxPowa V50 | MaxPowa V65 | |
|--------------------|-------------|-------------|----------------|
| Hopper Capacity | 5,0 | 6,5 | m ³ |
| GVM | 9.5 - 12 | 13 - 18 | tonne |
| Minimum Wheelbase* | 3000 | 3.520 | mm |
| Water Capacity | 1330 | 4.900 | mm |

*nominal



Top mounted wanderhose

The top mounted wanderhose option, with 280 degree rotation, available in a 150 mm or 200 mm diameter with water injection, can be used to empty gullies safely from the kerb side.



Simultaneous sweep

Optional Simultaneous sweep allows both brushes and vacuum nozzles to operate at the same time.



Rotatilt

Rotatilt option adjusts the angle of the channel brush from the cab to clean crevasses and cambered roads.



Variabrush

This option provides infinite control of the channel brush lateral position from the cab mounted door controller, allowing the operator to easily achieve the best cleaning position.



Supawash

Provides an option for high pressure water, 30 l/min @ 100 bar to clean roads and kerb lines. The hand lance and 15 m hose reel can be used to clean street furniture and the machine itself.

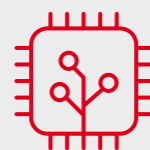


Littasnatch

A long seven metre reach Littasnatch with air operated gate designed for the collection of lightweight debris in hard to reach places.



Range of hopper capacities with optional Easyclean.



Bucher Connect for a range of location, sweeper and chassis specific data.

Lower **Cost** of Ownership

The MaxPowa V series has been designed to last. All models feature a 4 mm thick 1.4003 stainless steel hopper and integrated water tank. A mild steel cowl is standard with optional 1.4003 stainless steel upgrade. Stainless steel mesh screens are also available if required.

The powder paint process starts with shot blasting components prior to the application of zirconium based pre-treatment to create a clean and adhesive surface for a satin primer. The resulting powder coat layer creates a highly effective barrier against corrosion increasing durability of the sweepgear.

The rear door features heavy duty stiffeners and the rear chute is made from stainless steel for extended durability.

Corten inlet tubes and seats reduce wear even in the harshest of environments.

Bolted replaceable rubber seals and quick change brushes reduce downtime for consumable replacements.

As standard, the MaxPowa V series sweeper features a Pressadrain water purging system so that when freezing weather conditions are anticipated, water is easily and conveniently drained from the sweeper.

Water jets in the nozzle boxes are self-cleaning which extends the life of the components.

All MaxPowa V series sweepers feature LED beacons and LED worklights as standard for low maintenance whilst maximising performance.



* Optional equipment



JVM screen
JVM system with 10" colour screen provides fault diagnosis and operational feedback for the sweeper including engine codes.

Systems locker
The electronic nodes, hydraulic adjustments and pneumatic systems are centralised in the systems locker complete with convenient LED strip light, making repairs and fault finding easier and faster.

Kick back feature
Trailing brush arms have a kickback function as standard protecting both the sweeper and street furniture.

Supawash hose*
The Supawash hose has a short lead with a connector attached to the 15 metre hose. This allows the full length hose to be replaced quickly in the event of damage.

Door locking mechanism
Heavy duty twin locking mechanism with minimal proximity switches, to ensure a tight seal and prevention of leakage.

Stainless steel hopper
4 mm thick stainless steel hopper and integral water tank. Side lockers for storage.

Heavy duty nozzle*
Optional heavy duty nozzle box wheels and bumpers reduce damage and extend wheel life.

Easiclean*
Easiclean option can connect to a hydrant to flush the inside of the hopper, cleaning the roof duct and behind the inlet tubes.

Low Environmental Impact

Road sweepers are the only vehicles on the road that reduce harmful emissions by trapping particulate matter collected from the road surface in the hopper. The MaxPowa V series does this with the lowest environmental impact Bucher Municipal can design.

Low noise

All sweepers are equipped with a cowl featuring noise suppression which encapsulates the auxiliary engine and fan casing. Noise attenuation vanes are installed as standard in the air exhaust system. Noise at the driver's ear is less than 75 dB(A) at maximum revs (chassis dependant), creating a safer operating environment for both the driver and pedestrians. The engine can be set to lower revs for night sweeping for reduced the noise levels.

High dust suppression

Debris is sucked in a direct route from the vacuum nozzle into the hopper, reducing wear and tear as well as maintenance. Once debris is in the hopper, the cyclonic airflow helps separate debris, and the clean air is released into the atmosphere.

Low fuel consumption

The twin engine sweeper uses less fuel at lower revs than the single engine sweepers in the majority of applications. The twin engine power pack options allow the best balance of fuel consumption, cost and power to match the application.

Low water usage


The MaxPowa V series uses as standard yellow mist atomising jets to reduce water usage by 20% or red nozzle jets, with higher flow are available for heavier applications. The optional Water Recirculation System can save up to 900 litres of water per day extending the on-station time and reducing the risk of dust going through the fan.

HVO compatible

All JCB auxiliary engines are HVO (Hydrotreated Vegetable Oil) compliant. HVO has the equivalent productive output as diesel but burns cleaner and with significantly lower damaging emissions up to 90% less Carbon Dioxide (CO₂) and 30-70% less NOX (nitrogen oxides). A non fossil fuel, HVO can be used 100% or with any EN590 diesel mix without modification or change in servicing requirements.

CNG compatible

The hydrostatic drive can be installed on a suitable CNG sweeper packed chassis, offering the same compact wheelbase as the diesel version.



PM10 & PM2.5
EUnited 4* Certified



Door controller

The door controller houses all sweep controls and allows integration of additional keypads for options such as Side Slide Brush. Usability is enhanced with a full LED halo surrounding each individual button which illuminates when active for ease of identification.

A heavy duty pause button allows the operator to lift all the sweep gear which allows the operator to change from sweeping to transit in a quick and easy way, and easily back again to sweeping. The MaxPowa V series remembers the last sweeping settings used each time.

Wireless pendant

The radio controlled wireless pendant allows the operator to walk completely around the sweeper without having wires to contend with. The operator can adjust the wide sweep brush easily and can check the surroundings before opening the hopper or tipping.

The MaxPowa V series is supplied with LED beacons as standard and a wide range of optional LED work and hazard lights are available to make sweeping safer and easier.

The high visibility brush plates makes it easier for the operator to see the brush position and alerts pedestrians, cyclists and other vehicles to the position of the brushes.

Operator Controls

JVM & Centre console

The MaxPowa V series sweeper has been brought right up to date with a large 10" touch screen. With clear updated graphics ease of operation is guaranteed. Usability has been enhanced with clear and intuitive navigation, a shallow menu structure and accessible features.

The JVM has a wide range of settings that can be tailored to suit operational needs for efficient sweeping performance.

Provision has been made for up to six fully programmable buttons so the machine can activate your chosen sweep settings at the touch of a button.


Three optional Preference Plus packages are available for a range of additional settings to customise your sweepers functionality.

Powa Pref+ Includes access to Boost mode where an additional power 'boost' may be required

Protect Pref+ Protect your sweeper with preferences including pause or shut-off operations when needed.

Eco Pref+ Save fuel & wear and tear with timers so your operator does not have to remember every time

The centre console can be adjusted to suit the drivers position and allows improved direct vision. With USB charging points and cup holders, the centre console also features a dedicated regulators for Powasave/thrust to easily add or reduce pressure to the channel brushes as needed.



Door controller

The ergonomic door controller can be used for all sweeping operations, brush position, pressure, speed, nozzle aperture, and low pressure water activation.



Easiadjust nozzle

Simple adjustment of the nozzle for reduced set up time.



JVM screen

10" display for sweeper information graphics and warning LEDs. Performance data with a host of preference settings to suit operational requirements.



Wireless pendant

Wireless pendant for hopper opening, tipping and wide sweep brush adjustments.

Safety

Automatic body prop

A highly visible, self-engaging body prop provides the operator and service personnel with a safe working environment. As it is disengaged from the radio controlled wireless pendant, there is no need for anyone to work under an unsecured body.

Hi-vis brush plates

High visibility brush plates and hoses makes it easier for the operator to see the brush position and alerts pedestrians, cyclists and other vehicles to the position of the brushes.

Lighting

The MaxPowa V series is supplied with LED beacons as standard and a wide range of optional LED work and hazard lights are available to make sweeping safer and easier.

Optional double or triple sweepgear worklights further illuminate the sweeping area.

Optional rear mounted work/reversing lights can provide other site traffic with a highly visual reverse indicator which can be set to flash when reversing for added safety.

Improved direct vision

The JVM can be adjusted to suit the driving position of the operator. The JVM also doubles up as the camera screen, providing a view of up to four additional cameras, reducing the requirement for additional screens in the cab.

Engine bay access

The engine bay access is via a wide folding ladder and hand rails provide three points of contact for safe access to the engine bay area.

The MaxPowa V series features a sloping hopper floor which allows leaves and debris to slide out of the hopper easily, reducing the amount of cleaning required.



Body prop

Highly visible self-engaging body prop.

Offside camera

Offside road view, providing additional vision for potential blind spot.

Door locking mechanism

Heavy duty twin locking mechanism to ensure a tight seal and prevention of leakage.

Hi-vis brush plates

High visibility brush plates and hoses makes it easier for the operator to see the brush position and alerts pedestrians, cyclists and other vehicles to the position of the brushes.