
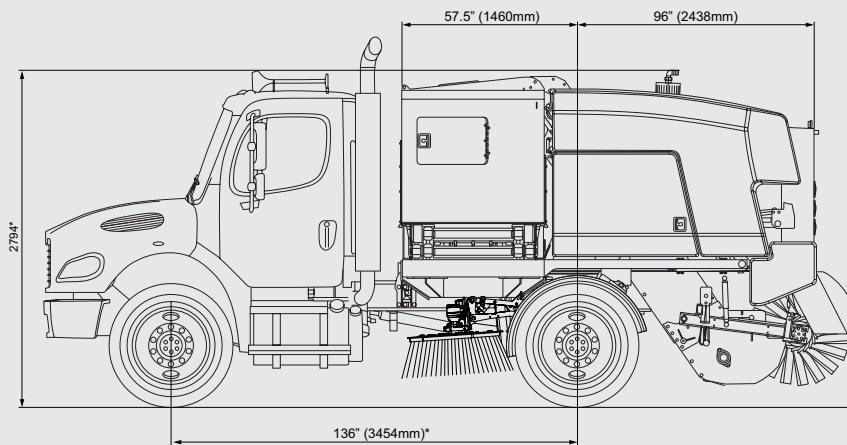


# E35m



## Dimensions

Length* (hopper and cowl)	272" (6908 mm)
Width*	96" (2438 mm)
Height*	110" (2794 mm)
Wheelbase*	136" (3454 mm) nominal
Sweep Path, Main Broom	58" (1470 mm)
Sweep Path MB & (1) SB	90" (2280 mm)
Sweep Path MB & (2) SB	120" (3050 mm)
Extended Reach	144" (3650 mm)

## Noise level cab

<75 dB(A) generally (dependent on chassis selection).

## Chassis

GVM 33,000 lb, class 7

## Chassis engine

Cummins ISB 6.7	250 H.P.
Cubic capacity	408 cu in
No. of cylinders	6
Gross rated power	250HP @ 2200 rpm
Maximum torque	660 lb ft @ 1600 rpm
Aspiration	Turbo Charged
Transmission	Allison 3500 RDS
Diesel fuel tank*	50 gal (190 l)


\* Dependent on chassis and/or option selected

## E35m



### Main Broom

hydraulically driven polypropylene main broom with floating trailing arms.



### Ultra High Dump

providing an additional 18 inch tip height ideally suited to transferring debris into a tipper truck.



### Rotatilt

allows in-cab adjustment of the gutter brooms to suit the changing profile of the road.

# E35m

## Instrumentation/Controls

The Bucher E35m Mechanical Sweeper features a central cab mounted control panel with warning and information LEDs for;

- Low Hydraulic Oil
- Conveyor Stall Alarm
- Hydraulic Oil Temperature
- Hydraulic Oil Filter Restriction Indicator
- Low Water Alarm
- Hopper Up Alarm

All wiring is colour coded and numbered. All internal and external wiring conforms to IP65 and IP67 standards - waterproof and dustproof.

## Powertrain

Utilising an Allison 3500RDS automatic transmission, a 10,000lb front axle and a 23,000 lb two speed rear axle the E35m sweeper and chassis are matched for optimal travel speed, sweep speed and payload performance.

## Brushes

Gutter broom	44" (1100 mm)
Main broom	34.5" x 58" (870 x 1470 mm)
Drives	Direct coupled hydraulic motor
Sweep path MB & (2) SB	120" (3050 mm)
Conveyor Type	Squeegee, 12 Flights
Sweeping speeds	2-15 mph

## Gutter Broom

Large 44 inch, hydraulic driven, leading arm, digger type, free floating Gutter Broom with in-cab adjustable speed and down pressure insure aggressive cleaning of curbs and gutters

Option for the dual brooms to extend out to achieve a 144 inch total reach to facilitate cul-de-sac and curve sweeping.

## Main Broom

Aggressive 34.5 x 58 inch polypropylene tube main broom is direct hydraulically driven and attached to two fully floating trailing arms to allow for changing road surfaces.

## Dirt Shoes

The sweeper can be fitted with standard T-Plate steel skid dirt shoes with carbide inserts or new maintenance free stripbrush type dirt shoes.

## Conveyor/Elevator

Chain driven, 12 flight- squeegee type conveyor over polyurethane sprockets. The conveyor height can be adjusted from in-cab to accommodate different sweeping requirements. The conveyor bearings are sealed and self-aligning.

## Hopper

Variable Dump Height Hopper is raised and lowered via a heavy duty; two stage scissors lift with hydraulic cylinders.

Hopper voided volume **	4.6 yd <sup>3</sup> (3.4 m <sup>3</sup> )
Discharge angle	50° nominal
Door opening angle	90° nominal

Fabricated from heavy duty stainless steel plate.

Inspection hatch accessible from outside.

All lift and dump controls are hydraulic and located in-cab. Lift capacity is rated at 12,000lb and hopper dump angle is 50 degrees for efficient off-loading of debris.

## Hydraulic System

20 gallon hydraulic reservoir supplying oil to a variable displacement hydraulic pump in a load sensing hydraulic system.

All hydraulic valves are equipped with light emitting diodes to signal function and feature manual overrides. All hydraulics are centrally located in their own system locker for ease of access and maintenance.

## Water System

A 360 gallon baffled, polyethylene water tank provides the necessary water to supply a run-dry centrifugal pump delivering water to multiple water spray nozzles, strategically located at each gutter broom and over the main broom.

Water capacity	360 gallons (1400 l)
----------------	----------------------

A range of options are available – contact us for more information.

*Subject to change without notice.*

\*\* All Bucher Municipal Hopper Capacities are measured in accordance with European Standard EN 15429.



## Bucher Municipal

For local contact and support visit

[www.buchermunicipal.com](http://www.buchermunicipal.com)