

Product Information

PI671

Subject V Range New Wireless & Door Controller

Sheet 1 of 3

Revision:

Series V Range

Release Date:

ECM: 718469




As part of our continuous development program Johnstons Sweepers have been working towards making its machines more user friendly and as part of this the V Range discharge pendant and door controller has been redesigned.

Pendant Controller

We are pleased to offer a wireless radio controller as standard.

This provides the operator with greater flexibility and range when both operating the rear door and raising and lowering of the hopper. It also eliminates the risk of damage to the pendant cable.



Transmitter – 8 button Wireless #7056408

Discharge Pendant: #7008222

There is an on/off switch to the rear and a green LED will illuminate to confirm power. A belt clip is also provided as standard.

Please note that the LED's (Amber LED On – Handbrake off, and Green LED On – Handbrake on) are no longer available. Functionality remains unchanged and operation is not possible should the handbrake not be engaged.



Johnston Sweepers Limited, Curtis Road, Dorking, Surrey RH4 1XF
Tel: +44 (0)1306 884722 Fax: +44 (0)1306 884151
www.johnstonsweepers.com E-mail: enquiries@johnstonsweepers.com



Product Information

PI671

Subject V Range New Wireless & Door Controller

Sheet 2 of 3

Revision:

Series V Range





Release Date:

ECM: 718469



In the event of loss or damage to the wireless controller, the ability is provided to perform all operations from the JVM screen - Menu 4.11 (this requires a Service Code Unlock from technicalplus@johnstonsweepers.com).

The new wireless controller can be retrofitted to existing machines.

Wireless Controller Replacement only (if already fitted)	Full Wireless Controller Retrofit (from cable pendant)
<p>Parts required:</p> <p>1 x 7056408 – Transmitter – 8 button Wireless</p> <ol style="list-style-type: none"> 1) Ensure JVM software is updated to Version U (or later) 2) Pair the new controller to the existing receiver. On initial power on, hold down both F1 and the button to close the rear door (as shown).  <p style="text-align: center;">Wireless Transmitter</p> <p>All previous pairings will be overridden.</p>	<p>Parts required:</p> <p>1 x 7056435 – Wireless Load Discharge Kit <i>(This provides a wireless transmitter and a receiver to be mounted in the cab)</i></p> <p>1 x 7057908 – Holster</p> <ol style="list-style-type: none"> 1) Ensure JVM software is updated to Version U (or later) 2) Swap the holster to the new version as provided – existing fixings and fixing locations can be used. 3) Mount the receiver in the cab and replace connection with existing pendant cable. The correct connection is supplied as part of the receiver.  <p style="text-align: center;">Receiver</p>  <p style="text-align: center;">Wireless Transmitter</p>  <p style="text-align: center;">Holster</p> <p>Please note that there is no requirement to pair the controller and receiver as the kits are supplied pre-paired.</p>

Johnston Sweepers Limited, Curtis Road, Dorking, Surrey RH4 1XF
 Tel: +44 (0)1306 884722 Fax: +44 (0)1306 884151
www.johnstonsweepers.com E-mail: enquiries@johnstonsweepers.com



Product Information

PI671

Subject V Range New Wireless & Door Controller

Sheet 3 of 3

Revision:

Series V Range

Release Date:

ECM: 718469

Door Controller

In order to help prevent fatigue the keypad for the door controller has been strengthened. The pause button has not only been made durable but it is also now coloured yellow for quick identification.

Water jet symbols for the channel brush(es), wide sweep brush and nozzle(s) have been included together with additional LED's to identify both when the sprays are on/off and when the channel brush/wide sweep brush and/or nozzle is raised or lowered to aid the operator in quick and efficient identification of controls whilst sweeping.

Old



New



Water Symbols have been added

LEDs added to sweep functions to illuminate when active

Yellow coloured pause button for quick recognition

Due into production from early November 2018

If you have any questions please do not hesitate to contact your Johnston representative.

Due to continuous product development Johnston Sweepers Ltd reserves the right to alter specifications without prior notice.

Johnston Sweepers Limited, Curtis Road, Dorking, Surrey RH4 1XF
Tel: +44 (0)1306 884722 Fax: +44 (0)1306 884151
www.johnstonsweepers.com E-mail: enquiries@johnstonsweepers.com

